



## Club Health Assessment for District 300B 1 through November 2025

			Status	Membership					Reports					Finance	LCIF	
Club Number	Club Name	Charter Date	Times in Status Quo in Past 2 Years	Current Member Count **	YTD Members Added	YTD Members Dropped	YTD Net Growth% ***	Member Count 1 Year Ago	Dropped Members Avg.Length of Service	Months Since Membership Update	Current Officers Reported ****	Current President Repeated Term	VP Reported *****	Last Date Reported Service (mm/yyyy)	Account Balance	YTD Donations
Clubs more than two years old																
52933	NEW TAIPEI CITY AN KUEI	04/17/1992	Active	64	6	0	10.34%	67		1	Y			04/2024		
	Exc Award (06/30/2016, 06/30/2022)															
144240	New Taipei City Campus Blood	12/23/2020	Active	38	3	0	8.57%	25		3	Y			03/2025		
	Exc Award (06/30/2023)															
39297	NEW TAIPEI CITY CENTRAL	01/15/1981	Active	38	1	1	0.00%	35	13	0	Y			04/2023		
	Exc Award (06/30/2022, 06/30/2025)															
108883	NEW TAIPEI CITY CHANG JUNG	07/01/2010	Active	40	0	0	0.00%	41		8	N			03/2024		
	Exc Award (06/30/2016, 06/30/2022, 06/30/2023, 06/30/2025)															
77877	NEW TAIPEI CITY CHEN SHAN MEI	11/26/2003	Active	55	0	0	0.00%	51		1	Y			02/2024	90+ Days	
	Exc Award (06/30/2016, 06/30/2022, 06/30/2023, 06/30/2025)															
64755	NEW TAIPEI CITY CHENG KUN	10/26/2001	Active	45	0	0	0.00%	45		2	Y			03/2023		
	Exc Award (06/30/2016, 06/30/2022, 06/30/2023, 06/30/2024)															
59862	NEW TAIPEI CITY CHESS KING	07/14/1997	Active	15	0	0	0.00%	16		5	N			11/2023		
	Exc Award (06/30/2016, 06/30/2022)															
55316	NEW TAIPEI CITY CHI HSIEN	02/21/1994	Active	35	2	1	2.94%	26	2	1	N			07/2024		
	Exc Award (06/30/2023)															
42452	NEW TAIPEI CITY CHIN SHAN	03/21/1983	Status Quo(1)	13	0	0	0.00%	16		5	N	None		03/2023	90+ Days	
	Exc Award (06/30/2021, 06/30/2022)															
116065	NEW TAIPEI CITY CHING YING	02/13/2012	Active	25	10	0	66.67%	28		3	N			07/2024	90+ Days	
	Exc Award (06/30/2016, 06/30/2022, 06/30/2023)															
60580	NEW TAIPEI CITY CHU LIN	03/31/1998	Active	29	4	0	16.00%	27		4	Y			04/2024	90+ Days	
	Exc Award (06/30/2016, 06/30/2023)															
53953	NEW TAIPEI CITY CHUNG HSIAO	12/31/1992	Active	36	0	0	0.00%	36		3	Y			02/2024		
	Exc Award (06/30/2021, 06/30/2023)															
43531	NEW TAIPEI CITY CHUNG KANG	02/22/1984	Active	72	15	0	26.32%	65		1	Y			11/2025	90+ Days	
	Exc Award (06/30/2016, 06/30/2022, 06/30/2024)															



## Club Health Assessment for District 300B 1 through November 2025

			Status	Membership						Reports				Finance	LCIF	
Club Number	Club Name	Charter Date	Times in Status Quo in Past 2 Years	Current Member Count **	YTD Members Added	YTD Members Dropped	YTD Net Growth% ***	Member Count 1 Year Ago	Dropped Members Avg.Length of Service	Months Since Membership Update	Current Officers Reported ****	Current President Repeated Term	VP Reported *****	Last Date Reported Service (mm/yyyy)	Account Balance	YTD Donations
43916	NEW TAIPEI CITY CHUNG SHAN Exc Award (06/30/2016, 06/30/2022)	05/30/1984	Active	126	0	0	0.00%	125		5	Y			11/2023		
29931	NEW TAIPEI CITY CHUNG YANG Exc Award (06/30/2023)	11/12/1974	Active	29	4	0	16.00%	35		4	Y			12/2022	90+ Days	
57843	NEW TAIPEI CITY CHUNG YI Exc Award (06/30/2023)	02/12/1996	Active	41	0	0	0.00%	36		1	Y			01/2025		
57258	NEW TAIPEI CITY CHUNG YUAN Exc Award (06/30/2021, 06/30/2023)	07/27/1995	Active	31	5	0	19.23%	25		4	Y			12/2023	90+ Days	
48186	NEW TAIPEI CITY ELITE Exc Award (06/30/2016, 06/30/2022, 06/30/2023, 06/30/2024)	02/24/1988	Active	58	18	0	45.00%	48		2	Y			07/2025	90+ Days	
63533	NEW TAIPEI CITY ENVIRONMENTAL Exc Award (06/30/2016, 06/30/2022, 06/30/2025)	09/11/2000	Active	28	2	4	-6.67%	25	3	1	Y			11/2025	90+ Days	
106534	NEW TAIPEI CITY FAR EAST Exc Award (06/30/2016, 06/30/2023)	08/31/2009	Active	45	0	0	0.00%	45		7	Y			12/2022		
42579	NEW TAIPEI CITY FU YING Exc Award (06/30/2016, 06/30/2023, 06/30/2024)	04/07/1983	Active	37	0	0	0.00%	50		5	Y			10/2023		
126820	New Taipei City Global Exc Award (06/30/2021, 06/30/2022)	02/09/2016	Active	20	6	8	-9.09%	22	2	4	Y			08/2023	90+ Days	
53971	NEW TAIPEI CITY GUAN IN SHAN Exc Award (06/30/2016, 06/30/2023)	01/11/1993	Active	28	0	0	0.00%	28		16	N			12/2024		
61018	NEW TAIPEI CITY HEROES Exc Award (06/30/2016, 06/30/2022)	07/14/1998	Active	29	4	0	16.00%	26		2	Y			09/2023	90+ Days	
108884	NEW TAIPEI CITY HSI YUEH Exc Award (06/30/2016, 06/30/2022, 06/30/2023)	07/01/2010	Active	46	0	1	-2.13%	47	15	4	Y			03/2023		
30115	NEW TAIPEI CITY HSIN CHUANG Exc Award (06/30/2021, 06/30/2022, 06/30/2023, 06/30/2024, 06/30/2025)	01/06/1975	Active	70	6	0	9.38%	83		1	Y			04/2025	90+ Days	
61037	NEW TAIPEI CITY HSIN HO Exc Award (06/30/2023)	07/20/1998	Active	36	11	0	44.00%	27		3	Y			07/2022	90+ Days	



## Club Health Assessment for District 300B 1 through November 2025

			Status	Membership						Reports					Finance	LCIF
Club Number	Club Name	Charter Date	Times in Status Quo in Past 2 Years	Current Member Count **	YTD Members Added	YTD Members Dropped	YTD Net Growth% ***	Member Count 1 Year Ago	Dropped Members Avg.Length of Service	Months Since Membership Update	Current Officers Reported ****	Current President Repeated Term	VP Reported *****	Last Date Reported Service (mm/yyyy)	Account Balance	YTD Donations
117489	NEW TAIPEI CITY HSIN PEI	08/01/2012	Active	25	0	5	-16.67%	30	6	4	Y			09/2025	90+ Days	
	Exc Award (06/30/2021, 06/30/2022)															
51985	NEW TAIPEI CITY HSIN TAI	08/23/1991	Active	35	0	0	0.00%	38		5	Y			04/2024		
54749	NEW TAIPEI CITY HSIN YI	07/05/1993	Active	27	0	2	-6.90%	25	0	4	Y			10/2022		
	Exc Award (06/30/2021, 06/30/2022)															
55247	NEW TAIPEI CITY HSING JUNG	01/24/1994	Active	26	1	0	4.00%	25		1	Y			04/2022		
	Exc Award (06/30/2016, 06/30/2021, 06/30/2022)															
61135	NEW TAIPEI CITY HUAN SHII	09/15/1998	Active	47	2	0	4.44%	47		4	N			04/2023		
	Exc Award (06/30/2022, 06/30/2023)															
106550	NEW TAIPEI CITY JEN AI	08/31/2009	Active	27	11	0	68.75%	30		1	Y			03/2024	90+ Days	
	Exc Award (06/30/2016, 06/30/2021, 06/30/2023, 06/30/2024)															
93579	NEW TAIPEI CITY JI PIN	01/06/2006	Active	35	0	0	0.00%	26		5	Y			07/2023		
	Exc Award (06/30/2022, 06/30/2023, 06/30/2025)															
57844	NEW TAIPEI CITY KWANG HUEI	02/12/1996	Active	48	8	0	20.00%	44		4	Y			04/2022	90+ Days	
	Exc Award (06/30/2023)															
49865	NEW TAIPEI CITY KWANG HWA	09/21/1989	Active	49	0	0	0.00%	50		5	Y			11/2023	90+ Days	
55248	NEW TAIPEI CITY KWANG JUNG	01/20/1994	Active	39	3	0	8.33%	37		2	Y			01/2024	90+ Days	
	Exc Award (06/30/2022, 06/30/2023)															
34990	NEW TAIPEI CITY LIN KOU	01/25/1978	Active	50	0	0	0.00%	50		2	Y			01/2025		
	Exc Award (06/30/2016, 06/30/2023)															
33046	NEW TAIPEI CITY LU CHIANG	11/22/1976	Active	56	11	9	3.70%	54	15	1	Y			10/2025	90+ Days	
	Exc Award (06/30/2021, 06/30/2022)															
30423	NEW TAIPEI CITY LU CHOU	03/17/1975	Active	37	2	0	5.71%	39		4	Y			02/2024		
	Exc Award (06/30/2024)															
55013	NEW TAIPEI CITY MING CHIH	11/01/1993	Active	25	0	0	0.00%	26		5	Y			03/2024		
124642	New Taipei City New Century	04/22/2015	Active	15	0	0	0.00%	27		5	N	2		09/2023		
	Exc Award (06/30/2016, 06/30/2021, 06/30/2022)															
130629	New Taipei City New Peace	05/25/2017	Active	28	2	0	7.69%	26		4	Y			10/2024	90+ Days	




## Club Health Assessment for District 300B 1 through November 2025

			Status	Membership						Reports				Finance	LCIF	
Club Number	Club Name	Charter Date	Times in Status Quo in Past 2 Years	Current Member Count **	YTD Members Added	YTD Members Dropped	YTD Net Growth% ***	Member Count 1 Year Ago	Dropped Members Avg.Length of Service	Months Since Membership Update	Current Officers Reported ****	Current President Repeated Term	VP Reported *****	Last Date Reported Service (mm/yyyy)	Account Balance	YTD Donations
Exc Award (06/30/2021, 06/30/2023)			Active	50	4	0	8.70%	64		4	Y			11/2024	90+ Days	
37712	NEW TAIPEI CITY PA LI	11/26/1979														
Exc Award (06/30/2016, 06/30/2022, 06/30/2025)			Active	49	7	0	16.67%	37		3	Y			07/2024		
53604	NEW TAIPEI CITY PAI HO	08/17/1992														
Exc Award (06/30/2016, 06/30/2022, 06/30/2025)			Active(1)	26	0	0	0.00%	26		2	Y			03/2024		
59230	NEW TAIPEI CITY PEI YI	03/10/1997														
Exc Award (06/30/2016, 06/30/2021)			Active	25	0	0	0.00%	25		1	Y			01/2025		
104725	NEW TAIPEI CITY POLARIS	02/12/2009														
Exc Award (06/30/2021)			Active	28	2	0	7.69%	28		3	Y			03/2024		
40546	NEW TAIPEI CITY SAN CHIH	11/16/1981														
Exc Award (06/30/2016, 06/30/2023)			Active	69	3	1	2.99%	75	14	1	Y			02/2025		
23399	NEW TAIPEI CITY SAN CHUNG	03/01/1971														
Exc Award (06/30/2016, 06/30/2021, 06/30/2024)			Active	38	0	0	0.00%	38		12	N			03/2024		
63857	NEW TAIPEI CITY SAN CHUNG NU TZI	12/21/2000														
Exc Award (06/30/2023)			Active	17	2	0	13.33%	19		4	Y			12/2023	90+ Days	
42212	NEW TAIPEI CITY SAN HO	01/11/1983														
Exc Award (06/30/2021, 06/30/2023, 06/30/2024)			Active	35	0	0	0.00%	26		3	N	2		09/2023		
58587	NEW TAIPEI CITY SHAN YANG	07/15/1996														
Exc Award (06/30/2016, 06/30/2021, 06/30/2023)			Active	30	0	0	0.00%	32		5	Y			01/2024		
44088	NEW TAIPEI CITY SHIH MEN	06/30/1984														
Exc Award (06/30/2016, 06/30/2022, 06/30/2023)			Active	37	0	0	0.00%	40		0	Y			03/2024		
52281	NEW TAIPEI CITY SZU HSIEN	12/16/1991														
Exc Award (06/30/2016, 06/30/2022, 06/30/2023)			Active	37	2	0	5.71%	37		4	Y			02/2024	90+ Days	
62755	NEW TAIPEI CITY SZU YUAN	02/01/2000														
Exc Award (06/30/2023)			Status Quo(1)	14	0	1	-6.67%	15	8	4	N	None		11/2023	90+ Days	
132368	New Taipei City Ta Yuan	08/18/2017														
57837	NEW TAIPEI CITY TAI HO	02/06/1996	Active	48	13	1	33.33%	47	7	0	Y			04/2024	90+ Days	



## Club Health Assessment for District 300B 1 through November 2025

			Status	Membership					Reports				Finance	LCIF		
Club Number	Club Name	Charter Date	Times in Status Quo in Past 2 Years	Current Member Count **	YTD Members Added	YTD Members Dropped	YTD Net Growth% ***	Member Count 1 Year Ago	Dropped Members Avg.Length of Service	Months Since Membership Update	Current Officers Reported ****	Current President Repeated Term	VP Reported *****	Last Date Reported Service (mm/yyyy)	Account Balance	YTD Donations
Exc Award (06/30/2016, 06/30/2021, 06/30/2022)			Active	30	5	0	20.00%	31		4	Y	2		03/2024	90+ Days	
38499	NEW TAIPEI CITY TAI SAN	05/14/1980														
Exc Award (06/30/2021, 06/30/2022)			Active	40	5	0	14.29%	36		4	Y			12/2023	90+ Days	
23437	NEW TAIPEI CITY TAIPEI HSIEN	12/10/1965														
Exc Award (06/30/2021, 06/30/2023)			Active	66	4	0	6.45%	68		2	Y			03/2024	90+ Days	
38706	NEW TAIPEI CITY TAN SHUI	06/19/1980														
Exc Award (06/30/2021, 06/30/2022, 06/30/2024)			Active	37	8	2	19.35%	31	24	2	Y			12/2023		
50931	NEW TAIPEI CITY TOR CHING	09/17/1990														
Exc Award (06/30/2022)			Active	25	0	0	0.00%	30		5	Y			02/2024		
144246	New Taipei City Vader	12/22/2020														
Exc Award (06/30/2023)			Active	18	3	0	20.00%	20		2	Y			12/2023	90+ Days	
43384	NEW TAIPEI CITY WAN LI	01/10/1984														
Exc Award (06/30/2022)			Active	60	15	1	30.43%	41	0	1	Y			04/2023	90+ Days	
39914	NEW TAIPEI CITY WU KU	05/14/1981														
Exc Award (06/30/2016, 06/30/2022, 06/30/2025)			Active	92	14	0	17.95%	88		2	Y			04/2023	90+ Days	
51712	NEW TAIPEI CITY YUNG FU	05/28/1991														
Exc Award (06/30/2016, 06/30/2022, 06/30/2025)																

Clubs Cancelled Previous Fiscal Year – Clubs Cancelled within last 12 months may be reinstated

Club Number	Club Name	Charter Date	Current Status*	Cancellation Date
47068	NEW TAIPEI CITY LUNG MEN	03/20/1987	Cancelled(6*)	03/29/2025

Current Total Clubs Count	YTD New Clubs Count	YTD Cancelled Clubs Count	YTD Net Club Gain	Current Total Members Count	YTD Add	YTD Drop	YTD Net Growth	YTD Net Growth %	Member Count 12 Months Ago	Average Member Count Per Club	% of Clubs with less than 20 members	% No Officer Report in 12 Months	% of Clubs with balance 90+ days	Number of Clubs in Status Quo	% Status Quo Clubs in Financial Suspension	Number of Cancelled Clubs	Average Cancelled Club Age	Members Lost Due to Cancellation	% of Clubs Cancelled for Non-Financial Reasons
65	0	0	0	2,569	224	37	187	7.85%	2,528	40	9%	3%	48%	2	100%	0	0	0	0%



Club Health Assessment for District 300B 1 through November 2025

		Status		Membership				Reports				Finance	LCIF			
Club Number	Club Name	Charter Date	Times in Status Quo in Past 2 Years	Current Member Count **	YTD Members Added	YTD Members Dropped	YTD Net Growth% ***	Member Count 1 Year Ago	Dropped Members Avg.Length of Service	Months Since Membership Update	Current Officers Reported ****	Current President Repeated Term	VP Reported *****	Last Date Reported Service (mm/yyyy)	Account Balance	YTD Donations

\* - P - Priority Club. Cancellation Reasons: 1-Objectives/conduct, 2-Non-active club, 5-Non-existing club, 6-Disbanding, 7-Merger, 8-Financial Suspension, 9-District/Multiple District Dues.

\*\* Red denotes below 15 active members.

\*\*\* Red denotes 20% + loss.

\*\*\*\* Y - all 3 (President, Secretary, Treasurer) club officers reported, N - not all 3 reported.

\*\*\*\*\* Abbreviation: N-New, IP-Immediate Past, R-Repeat.



# Club Health Assessment for District 300B 2 through November 2025

			Status	Membership					Reports				Finance		LCIF	
Club Number	Club Name	Charter Date	Times in Status Quo in Past 2 Years	Current Member Count **	YTD Members Added	YTD Members Dropped	YTD Net Growth% ***	Member Count 1 Year Ago	Dropped Members Avg.Length of Service	Months Since Membership Update	Current Officers Reported ****	Current President Repeated Term	VP Reported *****	Last Date Reported Service (mm/yyyy)	Account Balance	YTD Donations
Clubs less than two years old																
178410	New Taipei City Cheng Mei	10/15/2024	Active	46	7	0	17.95%	20		1	Y	2				\$24,740.21
156813	New Taipei City Daxizhi	12/21/2023	Active	33	5	0	17.86%	48		0	Y		N	11/2025		
185876	New Taipei City I-Care	07/14/2025	Active	20	20	0	100.00%	0		4	Y					
156642	New Taipei City Jui Kuang	01/22/2024	Active	25	5	0	25.00%	36		4	N			10/2025		\$6,000.00
155559	New Taipei City Pei Da	12/07/2023	Active	55	10	0	22.22%	53		0	Y			07/2025	90+ Days	\$5,000.00
178831	New Taipei City Pei Hsin	10/14/2024	Active	25	3	0	13.64%	20		4	N					
Clubs more than two years old																
140737	National Taipei University of Business	02/22/2021	Active	7	0	0	0.00%	7		34	N	None		01/2022	90+ Days	
132939	National Taiwan University	11/22/2017	Active	19	0	0	0.00%	19		32	N	None		01/2022	90+ Days	
98594	NEW TAIPEI CITY AI HSIN	02/15/2007	Active	82	10	1	12.33%	74	16	0	Y			11/2025		\$4,000.00
129513	New Taipei City Aletheia	05/31/2017	Active	9	0	0	0.00%	9		34	N	None		02/2022	90+ Days	
46332	NEW TAIPEI CITY CAPITAL	06/04/1986	Active	35	6	0	20.69%	31		3	Y			11/2025		\$4,000.00
52453	NEW TAIPEI CITY CHANG FU	01/28/1992	Active	28	0	1	-3.45%	30	14	1	Y			01/2024		\$1,000.00
124681	New Taipei City Chang Shou	04/28/2015	Active	8	0	0	0.00%	19		5	N			01/2024		
59200	NEW TAIPEI CITY CHENG YI	03/06/1997	Active	36	1	0	2.86%	42		4	Y			01/2024	90+ Days	\$16,000.00
49800	NEW TAIPEI CITY CHIA YUAN	08/08/1989	Active	64	27	2	64.10%	42	13	1	N			11/2025		\$10,000.00
61856	NEW TAIPEI CITY CHIN LAN	04/30/1999	Active	38	3	0	8.57%	41		4	Y			11/2025		\$2,000.00
54266	NEW TAIPEI CITY CHINESE	03/24/1993	Active	25	3	2	4.17%	28	8	1	N			08/2025		\$1,000.00
36340	NEW TAIPEI CITY CHUNG CHENG	12/07/1978	Active	28	0	1	-3.45%	37	2	4	Y			02/2024		\$13,000.00
39563	NEW TAIPEI CITY CHUNG HO	03/09/1981	Active	36	0	0	0.00%	48		5	Y			02/2024		\$15,000.00
142656	New Taipei City Chung Hsing	10/20/2020	Active	28	0	0	0.00%	30		4	Y			11/2025		\$1,000.00
147550	NEW TAIPEI CITY DING HSING	07/27/2021	Active	32	5	0	18.52%	27		4	Y			02/2024		\$4,000.00
100218	NEW TAIPEI CITY FANG HSING	09/21/2007	Active	17	0	0	0.00%	24		5	N			07/2025		\$3,000.00
147596	New Taipei City Fashion Art	09/28/2021	Cancelled(8*)	0	0	0	0.00%	23		4	N	None		12/2023	90+ Days	
54866	NEW TAIPEI CITY FU HO	09/13/1993	Active	27	0	5	-15.63%	42	10	1	Y			09/2025		\$28,000.00



# Club Health Assessment for District 300B 2 through November 2025

			Status	Membership						Reports				Finance	LCIF	
Club Number	Club Name	Charter Date	Times in Status Quo in Past 2 Years	Current Member Count **	YTD Members Added	YTD Members Dropped	YTD Net Growth% ***	Member Count 1 Year Ago	Dropped Members Avg.Length of Service	Months Since Membership Update	Current Officers Reported ****	Current President Repeated Term	VP Reported *****	Last Date Reported Service (mm/yyyy)	Account Balance	YTD Donations
Exc Award (06/30/2023)																
48679	NEW TAIPEI CITY GREEN LAKE	06/13/1988	Active	29	3	0	11.54%	32		4	Y			12/2023	90+ Days	\$10,000.00
51796	NEW TAIPEI CITY HAI SHAN	06/12/1991	Active(1)	41	12	0	41.38%	30		1	N			07/2025		
137140	New Taipei City Hsiang Mao	01/16/2019	Active	37	7	0	23.33%	36		1	Y			11/2025		
117472	NEW TAIPEI CITY HSIN PAN	08/03/2012	Active	30	2	1	3.45%	31	2	1	Y			02/2024		
23374	NEW TAIPEI CITY HSIN TIEN	01/01/1971	Active	47	1	0	2.17%	50		4	Y			08/2025		
89281	NEW TAIPEI CITY HSIU LANG	12/27/2005	Active	15	8	1	87.50%	17	7	1	N	None		11/2023		
54892	NEW TAIPEI CITY HUA CHIANG	09/23/1993	Active	49	0	0	0.00%	55		1	Y			11/2025		
56550	NEW TAIPEI CITY HWA CHUNG	02/20/1995	Active	37	12	0	48.00%	27		2	N			12/2023		
49778	NEW TAIPEI CITY KWANG MING	07/26/1989	Active	65	5	0	8.33%	74		4	Y			11/2025		
66497	NEW TAIPEI CITY LIAN CHENG	07/16/2002	Active	42	3	4	-2.33%	43	6	0	Y			10/2025		
77990	NEW TAIPEI CITY LIEN HSIN	12/29/2003	Active	31	0	0	0.00%	34		5	Y			10/2025		
126127	NEW TAIPEI CITY MEI HSIN	12/14/2015	Active	53	8	0	17.78%	49		1	Y			07/2025		
53566	NEW TAIPEI CITY MEI LUN	08/04/1992	Active	55	7	0	14.58%	63		2	Y			11/2024		
50849	NEW TAIPEI CITY NEW GREEN	07/08/1990	Active	45	3	3	0.00%	49	4	0	Y			11/2025	90+ Days	
23392	NEW TAIPEI CITY PAN CHIAO	08/04/1971	Active	60	9	6	5.26%	64	32	2	Y			09/2025		
121305	New Taipei City Pan Chiao Chilee University Campus	03/28/2014	Status Quo(2)	9	0	0	0.00%	9		94	N	None		02/2022	90+ Days	
147551	New Taipei City Pan Chiao United Lions	07/29/2021	Active	46	3	0	6.98%	50		4	Y			09/2025		
122944	New Taipei City Peace	08/29/2014	Active	44	3	0	7.32%	47		4	Y			11/2025		
105026	NEW TAIPEI CITY PING SHIN	03/19/2009	Active	26	0	0	0.00%	28		4	N			08/2025		
42580	NEW TAIPEI CITY RUEY FANG	04/29/1983	Active	57	2	0	3.64%	61		4	Y			11/2025		
47166	NEW TAIPEI CITY SAN DOU	04/03/1987	Active	49	2	0	4.26%	48		4	Y			11/2025		
23400	NEW TAIPEI CITY SAN HSIA	10/25/1972	Active	48	1	2	-2.04%	57	2	0	Y			07/2025		
48032	NEW TAIPEI CITY SAN ING	01/04/1988	Active	40	0	0	0.00%	29		5	N			01/2024		
87771	NEW TAIPEI CITY SHEN DING	04/12/2005	Active	40	3	0	8.11%	42		4	Y			09/2025		





## Club Health Assessment for District 300B 2 through November 2025

			Status	Membership					Reports				Finance	LCIF		
Club Number	Club Name	Charter Date	Times in Status Quo in Past 2 Years	Current Member Count **	YTD Members Added	YTD Members Dropped	YTD Net Growth% ***	Member Count 1 Year Ago	Dropped Members Avg.Length of Service	Months Since Membership Update	Current Officers Reported ****	Current President Repeated Term	VP Reported *****	Last Date Reported Service (mm/yyyy)	Account Balance	YTD Donations
55857	NEW TAIPEI CITY SHIH TOR HSI	06/20/1994	Active(1)	29	4	0	16.00%	25		4	N			01/2024		\$2,000.00
29231	NEW TAIPEI CITY SHU LIN	04/30/1974	Active	62	0	0	0.00%	66		4	Y			03/2024		\$6,000.00
105251	NEW TAIPEI CITY SHUANG HO	04/14/2009	Active	54	7	2	10.20%	49	0	4	N			09/2025		\$8,000.00
61776	NEW TAIPEI CITY SUNG HAU	04/15/1999	Active	42	12	0	40.00%	45		2	N			11/2025	90+ Days	\$1,000.00
52525	NEW TAIPEI CITY TA HAN	02/18/1992	Active(1)	46	1	0	2.22%	47		4	Y			03/2024	90+ Days	\$8,000.00
54760	NEW TAIPEI CITY TA TANG	07/05/1993	Active	18	0	0	0.00%	25		4	N			03/2024		\$2,000.00
154012	New Taipei City Taiwanese Businessmen	06/22/2023	Active	26	0	0	0.00%	29		5	N			12/2023		
120794	New Taipei City Tamkang University Campus	02/12/2014	Active	12	0	0	0.00%	12		32	N	None		02/2022	90+ Days	
47735	NEW TAIPEI CITY TONG CHING	09/24/1987	Active	43	12	0	38.71%	32		3	Y			01/2024		\$15,000.00
38087	NEW TAIPEI CITY TOU CHEN	02/05/1980	Active	56	0	0	0.00%	60		4	Y			10/2025		\$1,000.00
77570	NEW TAIPEI CITY TSUR HSIANG Exc Award (06/30/2023)	10/02/2003	Active	53	3	0	6.00%	55		4	Y			11/2025	90+ Days	\$68,000.00
58769	NEW TAIPEI CITY TSUR HSING	10/17/1996	Active	32	6	0	23.08%	30		4	Y			11/2025		\$12,000.00
125367	NEW TAIPEI CITY VEILIN	11/11/2015	Active	18	2	0	12.50%	23		4	Y			12/2023		\$3,000.00
49210	NEW TAIPEI CITY WEN HUA	02/01/1989	Active	46	9	0	24.32%	53		4	Y			11/2025		\$11,000.00
51756	NEW TAIPEI CITY WEN SHAN	06/10/1991	Active	20	0	0	0.00%	22		7	N			12/2023		
56179	NEW TAIPEI CITY WU FU	10/24/1994	Active	46	2	0	4.55%	51		4	Y			03/2024		\$4,000.00
23466	NEW TAIPEI CITY YING KO	05/03/1970	Active	65	6	0	10.17%	63		2	Y			11/2025		\$41,000.00
23469	NEW TAIPEI CITY YUNG HO	02/10/1971	Active	53	0	0	0.00%	53		5	Y			07/2025		\$15,000.00

Clubs Cancelled Previous Fiscal Year – Clubs Cancelled within last 12 months may be reinstated

Club Number	Club Name	Charter Date	Current Status*	Cancellation Date
120367	New Taipei City Pan Chiao Nu Tzu	10/04/2013	Cancelled(8*)	12/30/2024



## Club Health Assessment for District 300B 2 through November 2025

INTERNATIONAL

						Status		Membership					Reports				Finance		LCIF
						Times in Status Quo in Past 2 Years		Current Member Count **	YTD Members Added	YTD Members Dropped	YTD Net Growth% ***	Member Count 1 Year Ago	Dropped Members Avg.Length of Service	Months Since Membership Update	Current Officers Reported ****	Current President Repeated Term	VP Reported *****	Last Date Reported Service (mm/yyyy)	Account Balance
Club Number	Club Name		Charter Date																
Current Total Clubs Count	YTD New Clubs Count	YTD Cancelled Clubs Count	YTD Net Club Gain	Current Total Members Count	YTD Add	YTD Drop	YTD Net Growth %	Member Count 12 Months Ago	Average Member Count Per Club	% of Clubs with less than 20 members	% No Officer Report in 12 Months	% of Clubs with balance 90+ days	Number of Clubs in Status Quo	% Status Quo Clubs in Financial Suspension	Number of Cancelled Clubs	Average Cancelled Club Age	Members Lost Due to Cancellation	% of Clubs Cancelled for Non-Financial Reasons	
65	1	1	0	2,439	263	31	232	10.51%	2,515	38	15%	9%	18%	1	100%	1	15	0	-100%

\* - P - Priority Club. Cancellation Reasons: 1-Objectives/conduct, 2-Non-active club, 5-Non-existing club, 6-Disbanding, 7-Merger, 8-Financial Suspension, 9-District/Multiple District Dues.

\*\* Red denotes below 15 active members.

\*\*\* Red denotes 20% + loss.

\*\*\*\* Y - all 3 (President, Secretary, Treasurer) club officers reported, N - not all 3 reported.

\*\*\*\*\* Abbreviation: N-New, IP-Immediate Past, R-Repeat.



# Club Health Assessment for District 300B 3 through November 2025

			Status	Membership						Reports				Finance	LCIF	
Club Number	Club Name	Charter Date	Times in Status Quo in Past 2 Years	Current Member Count **	YTD Members Added	YTD Members Dropped	YTD Net Growth% ***	Member Count 1 Year Ago	Dropped Members Avg.Length of Service	Months Since Membership Update	Current Officers Reported ****	Current President Repeated Term	VP Reported *****	Last Date Reported Service (mm/yyyy)	Account Balance	YTD Donations
Clubs less than two years old																
157222	Taoyuan Baida Feilli	02/02/2024	Active	13	4	1	30.00%	24	0	2	N					
	Exc Award (06/30/2024)															
181417	Taoyuan Central University Campus	04/01/2025	Active	30	0	0	0.00%	0		7	N	None				
175847	Taoyuan Dong Fang Mei	08/30/2024	Active	44	7	0	18.92%	48		2	Y	2				\$4,100.00
157223	Taoyuan Elite Confederate	02/27/2024	Active	20	2	0	11.11%	20		4	N					
157053	Taoyuan Er Jia Zi	01/16/2024	Cancelled(6*)	0	0	0	0.00%	0		17	N	None				
157054	Taoyuan Hirmes	12/29/2023	Active	19	0	0	0.00%	42		4	Y					
185981	Taoyuan Ling-Xian	07/09/2025	Active	30	30	0	100.00%	0		3	Y					\$3,000.00
179614	Taoyuan Ren Mei	12/27/2024	Active	62	14	0	29.17%	0		3	Y	2				\$32,000.00
157055	Taoyuan San Jia Zi	01/16/2024	Cancelled(6*)	0	0	0	0.00%	6		5	N	None				
178563	Taoyuan Tong Le	09/20/2024	Active	28	0	0	0.00%	30		10	Y					
180924	Taoyuan Tsui Tsan	02/27/2025	Active	35	2	0	6.06%	0		3	Y	2				
179262	Taoyuan Tyai Campus	12/26/2024	Active	30	0	0	0.00%	0		11	N	None				
156812	Taoyuan Walter	12/08/2023	Active	31	0	0	0.00%	23		2	N					\$15,550.00
	Exc Award (06/30/2024)															
157929	Taoyuan Well-Known	05/13/2024	Active	27	3	3	0.00%	29	2	0	Y					
157228	Taoyuan World Cheongsam	03/07/2024	Active	19	11	1	111.11%	22	1	3	N					
Clubs more than two years old																
58887	PA TE CITY TAOYUAN TA AN	12/02/1996	Active	48	6	0	14.29%	44		3	Y			01/2024		\$4,000.00
	Exc Award (06/30/2017, 06/30/2018, 06/30/2019, 06/30/2022)															
52907	TA YUAN CHUNG SHAN	04/14/1992	Active	39	9	2	21.88%	37	7	4	N			03/2018		
	Exc Award (06/30/2016, 06/30/2017, 06/30/2018, 06/30/2023)															
39448	TA YUAN L C	02/25/1981	Active	36	2	0	5.88%	40		0	N			10/2021		
	Exc Award (06/30/2019)															
40797	TACHI	01/25/1982	Active	33	4	0	13.79%	28		4	N			10/2019		\$5,000.00
	Exc Award (06/30/2019, 06/30/2023, 06/30/2024)															



# Club Health Assessment for District 300B 3 through November 2025

			Status	Membership						Reports				Finance	LCIF	
Club Number	Club Name	Charter Date	Times in Status Quo in Past 2 Years	Current Member Count **	YTD Members Added	YTD Members Dropped	YTD Net Growth% ***	Member Count 1 Year Ago	Dropped Members Avg.Length of Service	Months Since Membership Update	Current Officers Reported ****	Current President Repeated Term	VP Reported *****	Last Date Reported Service (mm/yyyy)	Account Balance	YTD Donations
23455	TAOYUAN	12/28/1959	Active	54	6	1	10.20%	59	21	4	N			10/2024		\$5,000.00
	Exc Award (06/30/2016, 06/30/2018, 06/30/2024)															
144339	Taoyuan Affectionate	12/28/2020	Active	37	2	0	5.71%	38		2	Y			09/2024		
	Exc Award (06/30/2022, 06/30/2023)															
48976	TAOYUAN AI HSIN	10/24/1988	Active	41	5	0	13.89%	33		4	Y			10/2023		\$37,700.00
	Exc Award (06/30/2016, 06/30/2020, 06/30/2023)															
123751	Taoyuan Apple Cyber	12/17/2014	Active	15	2	1	7.14%	15	1	3	Y			10/2021		
	Exc Award (06/30/2017, 06/30/2022)															
155919	Taoyuan Azure	09/11/2023	Active	40	1	0	2.56%	43		1	N			03/2024		\$12,000.00
	Exc Award (06/30/2024)															
87774	TAOYUAN BEST WISH	04/12/2005	Active	16	1	0	6.67%	16		4	N			09/2023		
	Exc Award (06/30/2017, 06/30/2019)															
49054	TAOYUAN CENTRAL	11/29/1988	Active	47	2	1	2.17%	52	1	2	Y			11/2023		\$10,000.00
	Exc Award (06/30/2017, 06/30/2018, 06/30/2023)															
143045	Taoyuan Chen Hsin	09/28/2020	Active	24	0	0	0.00%	24		20	N			07/2022		
61623	TAOYUAN CHENG I	03/09/1999	Active	29	2	0	7.41%	33		4	N			03/2018		\$1,000.00
	Exc Award (06/30/2016, 06/30/2017, 06/30/2018, 06/30/2020)															
84142	TAOYUAN CHERN UEI	09/07/2004	Active	62	6	0	10.71%	60		3	Y			03/2024		\$71,700.00
	Exc Award (06/30/2016, 06/30/2019, 06/30/2023, 06/30/2024)															
118187	TAOYUAN CHUANG CHING	12/05/2012	Active	53	17	0	47.22%	51		3	Y			01/2022		\$1,000.00
	Exc Award (06/30/2017, 06/30/2018, 06/30/2019, 06/30/2022)															
149520	Taoyuan Chuang Hsin	01/04/2022	Active	7	0	0	0.00%	21		3	N	None		12/2023		
	Exc Award (06/30/2024)															
59940	TAOYUAN CHUN YING	09/09/1997	Active	22	2	0	10.00%	29		3	N			09/2023		\$4,000.00
	Exc Award (06/30/2016, 06/30/2018, 06/30/2019)															
52773	TAOYUAN CHUNG CHENG	03/27/1992	Active	40	5	2	8.11%	40	18	3	N			09/2020		\$14,000.00
	Exc Award (06/30/2016)															
57886	TAOYUAN CHUNG HWA	02/21/1996	Active	22	3	0	15.79%	21		4	N	None		09/2021		



## Club Health Assessment for District 300B 3 through November 2025

			Status	Membership					Reports					Finance	LCIF	
Club Number	Club Name	Charter Date	Times in Status Quo in Past 2 Years	Current Member Count **	YTD Members Added	YTD Members Dropped	YTD Net Growth% ***	Member Count 1 Year Ago	Dropped Members Avg.Length of Service	Months Since Membership Update	Current Officers Reported ****	Current President Repeated Term	VP Reported *****	Last Date Reported Service (mm/yyyy)	Account Balance	YTD Donations
Exc Award (06/30/2016, 06/30/2018, 06/30/2023)																
62557	TAOYUAN DAR YU	12/10/1999	Active	47	6	0	14.63%	42		4	N			03/2018		\$4,000.00
Exc Award (06/30/2018, 06/30/2019, 06/30/2024)																
102609	TAOYUAN EVERGLORY	06/24/2008	Active	37	2	0	5.71%	40		4	Y			03/2018		\$3,000.00
Exc Award (06/30/2017, 06/30/2023)																
58336	TAOYUAN FAR EAST	05/16/1996	Active	38	2	0	5.56%	37		1	Y			12/2023		\$3,000.00
Exc Award (06/30/2016, 06/30/2018)																
156544	Taoyuan Formosa	11/01/2023	Active	9	0	0	0.00%	16		5	Y					
110054	TAOYUAN FU RONG	01/06/2011	Active	54	9	0	20.00%	59		2	Y			02/2024		\$21,000.00
Exc Award (06/30/2016, 06/30/2020, 06/30/2023, 06/30/2024)																
42857	TAOYUAN FUHSING	06/29/1983	Active	23	4	0	21.05%	26		1	N			03/2018		\$1,000.00
Exc Award (06/30/2016, 06/30/2019, 06/30/2020, 06/30/2024)																
98840	TAOYUAN GUEISHAN	03/19/2007	Active	59	7	0	13.46%	64		3	Y			03/2024		\$45,200.00
Exc Award (06/30/2016, 06/30/2019)																
121531	Taoyuan Happy	03/19/2014	Active	27	9	0	50.00%	29		3	N			11/2022		\$1,000.00
Exc Award (06/30/2017, 06/30/2018, 06/30/2023)																
116189	TAOYUAN HERITAGE	05/02/2012	Active	22	6	0	37.50%	18		4	N			07/2020		\$3,000.00
Exc Award (06/30/2018, 06/30/2019, 06/30/2023)																
117941	TAOYUAN HONESTY	10/08/2012	Active	25	0	0	0.00%	26		4	Y			03/2018		\$25,000.00
Exc Award (06/30/2016, 06/30/2018, 06/30/2023)																
156019	Taoyuan Hong Fu	09/14/2023	Active	15	0	0	0.00%	22		5	Y					
Exc Award (06/30/2024)																
38088	TAOYUAN HSIEN CHENG KUNG	02/05/1980	Active	38	2	0	5.56%	43		3	N			07/2021		
Exc Award (06/30/2016, 06/30/2017, 06/30/2018, 06/30/2019, 06/30/2022, 06/30/2023)																
59942	TAOYUAN HSIN HSING	09/09/1997	Active	21	0	0	0.00%	22		5	Y			03/2018		
Exc Award (06/30/2017, 06/30/2022)																
123741	Taoyuan Hu Tou Shan	12/18/2014	Active	39	5	0	14.71%	35		4	N			02/2021		
Exc Award (06/30/2018, 06/30/2023)																



## Club Health Assessment for District 300B 3 through November 2025

			Status	Membership						Reports				Finance	LCIF	
Club Number	Club Name	Charter Date	Times in Status Quo in Past 2 Years	Current Member Count **	YTD Members Added	YTD Members Dropped	YTD Net Growth% ***	Member Count 1 Year Ago	Dropped Members Avg.Length of Service	Months Since Membership Update	Current Officers Reported ****	Current President Repeated Term	VP Reported *****	Last Date Reported Service (mm/yyyy)	Account Balance	YTD Donations
109200	TAOYUAN HUAN GJIA	09/09/2010	Active	32	1	0	3.23%	33		2	Y			09/2023		\$4,000.00
	Exc Award (06/30/2018, 06/30/2020, 06/30/2022, 06/30/2023)															
61701	TAOYUAN JEN SHANN MEEI	03/30/1999	Active	22	7	0	46.67%	30		4	Y			02/2018		\$1,000.00
	Exc Award (06/30/2016, 06/30/2019, 06/30/2020, 06/30/2023)															
100039	TAOYUAN KUANG HUEI	08/16/2007	Active	16	0	0	0.00%	21		5	N			08/2021		\$2,000.00
	Exc Award (06/30/2018, 06/30/2019, 06/30/2023)															
46869	TAOYUAN KUEI SHAN POUI	01/28/1987	Active	39	6	0	18.18%	33		3	Y			03/2024		\$26,000.00
	Exc Award (06/30/2018, 06/30/2020)															
123748	Taoyuan La La Shan	12/17/2014	Active	26	6	1	23.81%	27	3	1	N			03/2018		\$3,000.00
	Exc Award (06/30/2017, 06/30/2019, 06/30/2023)															
84301	TAOYUAN LILY	10/07/2004	Active	49	10	0	25.64%	45		3	Y			09/2023		\$24,000.00
	Exc Award (06/30/2016, 06/30/2018, 06/30/2019, 06/30/2022, 06/30/2023)															
110053	TAOYUAN LONG SHOU	01/06/2011	Active	22	0	0	0.00%	23		5	N			11/2020		
	Exc Award (06/30/2016, 06/30/2023)															
155823	Taoyuan Long Sin	08/31/2023	Active	33	6	0	22.22%	32		1	N					\$1,000.00
	Exc Award (06/30/2024)															
42453	TAOYUAN LOOCHU	03/21/1983	Active	133	18	0	15.65%	115		2	Y			03/2024		\$146,000.00
	Exc Award (06/30/2018, 06/30/2019, 06/30/2025)															
98734	TAOYUAN LOOCHU WOMAN	03/08/2007	Active	58	3	0	5.45%	74		2	Y			02/2024		\$13,000.00
	Exc Award (06/30/2016, 06/30/2018, 06/30/2019, 06/30/2020, 06/30/2022)															
118190	TAOYUAN LUNG FENG	12/05/2012	Active	20	4	2	11.11%	23	2	4	Y			11/2020		
	Exc Award (06/30/2019, 06/30/2022)															
101576	TAOYUAN NAN KAN	03/21/2008	Active	42	4	0	10.53%	46		0	Y			12/2022		\$12,000.00
	Exc Award (06/30/2017, 06/30/2018, 06/30/2019, 06/30/2020)															
115453	TAOYUAN NAN KAN LADIES	10/31/2011	Active	27	2	0	8.00%	33		4	Y			03/2022		
	Exc Award (06/30/2017, 06/30/2018, 06/30/2019, 06/30/2022, 06/30/2023)															
156020	Taoyuan Nan Ping	09/14/2023	Active	21	4	1	16.67%	23	2	3	Y					\$1,000.00
	Exc Award (06/30/2024)															



# Club Health Assessment for District 300B 3 through November 2025

			Status	Membership					Reports				Finance		LCIF	
Club Number	Club Name	Charter Date	Times in Status Quo in Past 2 Years	Current Member Count **	YTD Members Added	YTD Members Dropped	YTD Net Growth% ***	Member Count 1 Year Ago	Dropped Members Avg.Length of Service	Months Since Membership Update	Current Officers Reported ****	Current President Repeated Term	VP Reported *****	Last Date Reported Service (mm/yyyy)	Account Balance	YTD Donations
37643	TAOYUAN PA TE	10/13/1979	Active	54	8	0	17.39%	51		1	Y			12/2023		\$3,000.00
	Exc Award (06/30/2018, 06/30/2020, 06/30/2024)															
123746	Taoyuan Pa Te Nu	12/17/2014	Active	20	2	0	11.11%	19		4	N			01/2018		\$9,000.00
	Exc Award (06/30/2018, 06/30/2019, 06/30/2024)															
48310	TAOYUAN PEACE	03/24/1988	Active	42	6	0	16.67%	42		1	Y			03/2024		\$8,000.00
	Exc Award (06/30/2016, 06/30/2020, 06/30/2023, 06/30/2024, 07/30/2017)															
47797	TAOYUAN PHOENIX	10/22/1987	Active	57	14	0	32.56%	55		3	Y			11/2023		\$24,200.00
	Exc Award (06/30/2018, 06/30/2022)															
155821	Taoyuan Ping Te	08/31/2023	Active	23	4	0	21.05%	27		3	Y					
53582	TAOYUAN PING TING	08/13/1992	Active	32	2	0	6.67%	32		3	Y			08/2020		
	Exc Award (06/30/2016, 06/30/2017, 06/30/2019)															
43654	TAOYUAN REN AI	03/12/1984	Active	32	0	1	-3.03%	38	35	4	N	None		01/2022		
	Exc Award (06/30/2018, 06/30/2023, 06/30/2024, 07/01/2017)															
126874	Taoyuan Ren Ho	02/25/2016	Active	25	15	0	150.00%	7		2	N			03/2018		\$11,000.00
	Exc Award (06/30/2017, 06/30/2018, 06/30/2019)															
52568	TAOYUAN REN YU	02/24/1992	Active	62	0	0	0.00%	77		4	Y			10/2021		\$1,000.00
	Exc Award (06/30/2016, 06/30/2017, 06/30/2022)															
120734	Taoyuan Shou Hsi	12/05/2013	Active	9	0	0	0.00%	12		5	N			01/2021		
	Exc Award (06/30/2017, 06/30/2020, 06/30/2023)															
97681	TAOYUAN SUN RISE	09/05/2006	Active	39	5	0	14.71%	41		3	N			03/2018		\$1,000.00
52546	TAOYUAN SYH WAI	02/20/1992	Active	32	8	0	33.33%	25		4	Y			03/2023		\$4,000.00
	Exc Award (06/30/2016, 06/30/2018, 06/30/2022)															
123602	Taoyuan Ta Chia	12/15/2014	Active	28	5	2	12.00%	28	2	2	Y			01/2023		\$3,000.00
	Exc Award (06/30/2017, 06/30/2020, 06/30/2022)															
115454	TAOYUAN TA CHU	10/31/2011	Active	51	4	0	8.51%	51		4	Y			04/2023		\$1,000.00
	Exc Award (06/30/2017, 06/30/2018, 06/30/2019, 06/30/2022, 06/30/2023, 06/30/2024)															



## Club Health Assessment for District 300B 3 through November 2025

			Status	Membership					Reports				Finance	LCIF		
Club Number	Club Name	Charter Date	Times in Status Quo in Past 2 Years	Current Member Count **	YTD Members Added	YTD Members Dropped	YTD Net Growth% ***	Member Count 1 Year Ago	Dropped Members Avg.Length of Service	Months Since Membership Update	Current Officers Reported ****	Current President Repeated Term	VP Reported *****	Last Date Reported Service (mm/yyyy)	Account Balance	YTD Donations
123485	Taoyuan Ta Ko Kan	10/28/2014	Active	35	5	0	16.67%	32		4	Y			07/2022		\$6,000.00
	Exc Award (06/30/2017, 06/30/2018, 06/30/2019, 06/30/2022)															
63499	TAOYUAN TAO TE	08/03/2000	Active	52	6	0	13.04%	50		4	N			12/2021		
	Exc Award (06/30/2017, 06/30/2018, 06/30/2019, 06/30/2022)															
57325	TAOYUAN TE MIN	09/06/1995	Active	53	8	0	17.78%	49		0	N			07/2020		\$3,000.00
	Exc Award (06/30/2017, 06/30/2018, 06/30/2019, 06/30/2020, 06/30/2023, 06/30/2024)															
53891	TAOYUAN TONG SHIN	12/09/1992	Active	25	0	0	0.00%	28		11	Y	3		11/2020		\$2,000.00
	Exc Award (06/30/2020, 06/30/2024)															
52569	TAOYUAN TSyr YUAN	02/24/1992	Active	26	0	0	0.00%	29		5	Y			04/2021		
	Exc Award (06/30/2017, 06/30/2018, 06/30/2023, 06/30/2024)															
61935	TAOYUAN TSyr-WEN	05/18/1999	Active	62	14	0	29.17%	57		3	Y			01/2024		\$33,000.00
	Exc Award (06/30/2016, 06/30/2022, 06/30/2024)															
115314	TAOYUAN TZU TSAI	10/28/2011	Active	33	7	0	26.92%	26		4	Y			03/2024		\$3,000.00
	Exc Award (06/30/2016, 06/30/2018, 06/30/2023)															
52798	TAOYUAN WAN SHOU	04/01/1992	Active	35	2	0	6.06%	34		3	Y			09/2021		\$6,500.00
	Exc Award (06/30/2018, 06/30/2024)															
120908	Taoyuan Wu Fu	12/06/2013	Active	41	1	0	2.50%	48		1	Y			07/2023		\$1,000.00
	Exc Award (06/30/2017, 06/30/2018, 06/30/2020, 06/30/2024)															
156107	Taoyuan You De	09/22/2023	Active	24	0	0	0.00%	32		5	N					
	Exc Award (06/30/2024)															
123174	Taoyuan Yuan Yuan	09/22/2014	Active	32	4	1	10.34%	31	2	1	Y			08/2022		\$9,000.00
	Exc Award (06/30/2016, 06/30/2018, 06/30/2022)															

Clubs Cancelled Previous Fiscal Year – Clubs Cancelled within last 12 months may be reinstated

Club Number	Club Name	Charter Date	Current Status*	Cancellation Date
48309	TAOYUAN LUNG HSIANG	03/24/1988	Cancelled(6*)	06/29/2025
66302	TAOYUAN SHIH TONG	06/27/2002	Cancelled(6*)	06/29/2025





## Club Health Assessment for District 300B 3 through November 2025

						Status		Membership					Reports				Finance		LCIF
						Times in Status Quo in Past 2 Years		Current Member Count **	YTD Members Added	YTD Members Dropped	YTD Net Growth***	Member Count 1 Year Ago	Dropped Members Avg.Length of Service	Months Since Membership Update	Current Officers Reported ****	Current President Repeated Term	VP Reported *****	Last Date Reported Service (mm/yyyy)	Account Balance
Club Number	Club Name		Charter Date																
Current Total Clubs Count	YTD New Clubs Count	YTD Cancelled Clubs Count	YTD Net Club Gain	Current Total Members Count	YTD Add	YTD Drop	YTD Net Growth %	Member Count 12 Months Ago	Average Member Count Per Club	% of Clubs with less than 20 members	% No Officer Report in 12 Months	% of Clubs with balance 90+ days	Number of Clubs in Status Quo	% Status Quo Clubs in Financial Suspension	Number of Cancelled Clubs	Average Cancelled Club Age	Members Lost Due to Cancellation	% of Clubs Cancelled for Non-Financial Reasons	
85	1	2	-1	2,971	391	20	371	14.27%	2,886	35	12%	5%	0%	0	0%	2	31	0	100%

\* - P - Priority Club. Cancellation Reasons: 1-Objectives/conduct, 2-Non-active club, 5-Non-existing club, 6-Disbanding, 7-Merger, 8-Financial Suspension, 9-District/Multiple District Dues.

\*\* Red denotes below 15 active members.

\*\*\* Red denotes 20% + loss.

\*\*\*\* Y - all 3 (President, Secretary, Treasurer) club officers reported, N - not all 3 reported.

\*\*\*\*\* Abbreviation: N-New, IP-Immediate Past, R-Repeat.



## Club Health Assessment for District 300B 5 through November 2025

INTERNATIONAL

			Status	Membership					Reports					Finance	LCIF	
Club Number	Club Name	Charter Date	Times in Status Quo in Past 2 Years	Current Member Count **	YTD Members Added	YTD Members Dropped	YTD Net Growth% ***	Member Count 1 Year Ago	Dropped Members Avg.Length of Service	Months Since Membership Update	Current Officers Reported ****	Current President Repeated Term	VP Reported *****	Last Date Reported Service (mm/yyyy)	Account Balance	YTD Donations
Clubs less than two years old																
180971	Taoyuan Loyal Love	04/01/2025	Active	36	0	0	0.00%	0		5	N	2				
182098	Taoyuan Qingpu Special Zone	05/02/2025	Active	35	16	0	84.21%	0		2	Y	2				
Clubs more than two years old																
23367	CHUNG LI Exc Award (06/30/2017, 06/30/2022, 06/30/2023)	01/10/1967	Active	46	2	0	4.55%	46		3	Y			09/2023		\$1,000.00
51145	CHUNG LI CITY LI YU Exc Award (06/30/2017, 06/30/2018, 06/30/2023)	12/26/1990	Active	30	3	0	11.11%	28		3	Y			09/2023		\$5,000.00
55349	CHUNG LI CITY TAOYUAN JONGYUAN Exc Award (06/30/2016, 06/30/2020, 06/30/2023)	02/24/1994	Active	30	2	0	7.14%	32		3	Y			07/2020		\$1,000.00
34323	LUNG TANG L C Exc Award (06/30/2016, 06/30/2017, 06/30/2018, 06/30/2019, 06/30/2020, 06/30/2025)	07/18/1977	Active	66	4	0	6.45%	65		4	Y			01/2022		\$1,000.00
38705	PING CHENG L C Exc Award (06/30/2016, 06/30/2018, 06/30/2020)	06/12/1980	Active	41	2	3	-2.38%	44	2	1	Y			03/2024		
48385	TAOYUAN ANGEL Exc Award (06/30/2020, 06/30/2022, 06/30/2023)	04/06/1988	Active	18	1	0	5.88%	22		4	Y			03/2024		\$2,000.00
120198	Taoyuan Chiao Chih Ya Exc Award (06/30/2016, 06/30/2017, 06/30/2018, 06/30/2019, 06/30/2020, 06/30/2022, 06/30/2023, 06/30/2025)	08/21/2013	Active	31	10	0	47.62%	21		0	N			01/2018		\$102,000.00
150342	Taoyuan Chin Hsing Exc Award (06/30/2024)	04/04/2022	Active	26	0	0	0.00%	28		5	Y					
48487	TAOYUAN CHIN KUO Exc Award (06/30/2016, 06/30/2018, 06/30/2022, 06/30/2024)	04/20/1988	Active	34	7	0	25.93%	36		4	Y			10/2023		\$3,000.00
120736	Taoyuan Ching Pu Exc Award (06/30/2018, 06/30/2025)	12/03/2013	Active	55	5	0	10.00%	81		2	N			09/2023		
98735	TAOYUAN CHING YING	03/08/2007	Active	26	8	0	44.44%	19		2	Y			03/2024		\$1,000.00



## Club Health Assessment for District 300B 5 through November 2025

			Status	Membership					Reports				Finance		LCIF	
Club Number	Club Name	Charter Date	Times in Status Quo in Past 2 Years	Current Member Count **	YTD Members Added	YTD Members Dropped	YTD Net Growth% ***	Member Count 1 Year Ago	Dropped Members Avg.Length of Service	Months Since Membership Update	Current Officers Reported ****	Current President Repeated Term	VP Reported *****	Last Date Reported Service (mm/yyyy)	Account Balance	YTD Donations
Exc Award (06/30/2017, 06/30/2020, 06/30/2022, 06/30/2024, 06/30/2025)			Active	13	3	0	30.00%	11		1	N			02/2018		
60978	TAOYUAN CHUNG HSIAO	06/29/1998														
Exc Award (06/30/2018, 06/30/2019)			Active	27	3	0	12.50%	30		3	Y			08/2020		\$5,400.00
49873	TAOYUAN CHUNG HSING	09/29/1989														
Exc Award (06/30/2018, 06/30/2019, 06/30/2023)			Active	17	5	0	41.67%	17		2	Y			09/2023		
123604	Taoyuan Chung Li Nu	12/15/2014														
Exc Award (06/30/2020, 06/30/2023)			Active	41	6	1	13.89%	40	3	4	Y			09/2020		\$2,000.00
59941	TAOYUAN CHUNG YI	09/09/1997														
Exc Award (06/30/2016, 06/30/2022, 06/30/2024)			Active	25	1	0	4.17%	31		3	Y			03/2018		\$1,000.00
103646	TAOYUAN DIAMOND	09/18/2008														
Exc Award (06/30/2017, 06/30/2018, 06/30/2020, 06/30/2023, 06/30/2024)			Active	39	6	6	0.00%	40	5	4	Y			09/2020		
61545	TAOYUAN E SUN	02/22/1999														
Exc Award (06/30/2016, 06/30/2017, 06/30/2018, 06/30/2019, 06/30/2022, 06/30/2023, 06/30/2024)			Active	12	2	0	20.00%	10		3	Y			03/2018		
130632	Taoyuan Fong Siang	04/13/2017														
Exc Award (06/30/2018, 06/30/2019, 06/30/2023)			Active	18	1	0	5.88%	30		3	N	2		07/2022		
52526	TAOYUAN GREAT WINS	02/17/1992														
Exc Award (06/30/2016, 06/30/2017, 06/30/2018, 06/30/2024)			Active	29	7	0	31.82%	25		2	Y			11/2023		
124684	Taoyuan Great Wins Woman	06/10/2015														
Exc Award (06/30/2016, 06/30/2018, 06/30/2019)			Active	22	0	2	-8.33%	35	4	4	N			07/2023		
136793	Taoyuan Guang De	12/18/2018														
Exc Award (06/30/2024)			Active	36	7	0	24.14%	25		4	Y			02/2021		
123596	Taoyuan Hai Hua	12/15/2014														
Exc Award (06/30/2017, 06/30/2020, 06/30/2023, 06/30/2025)			Active	35	3	2	2.94%	38	9	3	Y			03/2022		\$2,000.00
123078	Taoyuan Hsiang Her	09/04/2014														
Exc Award (06/30/2017, 06/30/2018, 06/30/2019, 06/30/2022, 06/30/2023)			Active	53	4	0	8.16%	56		4	Y			08/2023		\$8,000.00
44089	TAOYUAN HSIEN HSIN YI	06/30/1984														



## Club Health Assessment for District 300B 5 through November 2025

			Status	Membership					Reports				Finance		LCIF	
Club Number	Club Name	Charter Date	Times in Status Quo in Past 2 Years	Current Member Count **	YTD Members Added	YTD Members Dropped	YTD Net Growth% ***	Member Count 1 Year Ago	Dropped Members Avg.Length of Service	Months Since Membership Update	Current Officers Reported ****	Current President Repeated Term	VP Reported *****	Last Date Reported Service (mm/yyyy)	Account Balance	YTD Donations
50664	Exc Award (06/30/2018, 06/30/2020, 06/30/2023) TAOYUAN HSIEN LI CHING	06/12/1990	Active	29	2	0	7.41%	31		1	Y			08/2022		\$5,000.00
42581	Exc Award (06/30/2018, 06/30/2019) TAOYUAN HSIEN NEILI	04/07/1983	Active	21	2	1	5.00%	29	22	3	Y			03/2018		
103648	Exc Award (06/30/2016, 06/30/2019, 06/30/2023) TAOYUAN HSIEN YA TAI	09/18/2008	Active	53	11	0	26.19%	58		3	N			07/2020		
37713	Exc Award (06/30/2016, 06/30/2018, 06/30/2019, 06/30/2020, 06/30/2023) TAOYUAN HSIEN YANG MEI	11/26/1979	Active	35	0	1	-2.78%	40	22	3	Y			12/2021		\$1,000.00
40327	Exc Award (06/30/2019, 06/30/2024, 06/30/2025) TAOYUAN HSIN WU	08/27/1981	Active	47	1	0	2.17%	46		4	Y			02/2018		\$5,000.00
123595	Exc Award (06/30/2018, 06/30/2023, 06/30/2024, 06/30/2025) Taoyuan Hua Hsun	12/15/2014	Active	30	7	0	30.43%	27		4	N	None		12/2023		\$1,000.00
58909	Exc Award (06/30/2018, 06/30/2019, 06/30/2023, 06/30/2024) TAOYUAN KUAN YIN	12/09/1996	Active	79	13	1	17.91%	70	3	4	Y			03/2024		\$6,000.00
115292	Exc Award (06/30/2018, 06/30/2023, 06/30/2025) TAOYUAN KUAN YIN NU	10/28/2011	Active	32	6	0	23.08%	29		3	Y			10/2023		\$1,000.00
121528	Exc Award (06/30/2019, 06/30/2020, 06/30/2023) Taoyuan Li Min	03/19/2014	Active	24	0	0	0.00%	25		2	Y			12/2020		\$3,000.00
118705	Exc Award (06/30/2018, 06/30/2022) TAOYUAN LING HANG	02/12/2013	Active	16	0	0	0.00%	20		13	N			02/2018		
123205	Exc Award (06/30/2016, 06/30/2018, 06/30/2020) Taoyuan Liu Tu	09/25/2014	Active	22	2	0	10.00%	22		3	Y			09/2020		
64791	Exc Award (06/30/2016, 06/30/2022, 06/30/2023) TAOYUAN LONG SHING	11/08/2001	Active	28	0	1	-3.45%	35	1	0	N			06/2022		\$3,000.00
53568	Exc Award (06/30/2016, 06/30/2023, 06/30/2025) TAOYUAN LUNG CHUAN	08/06/1992	Active	32	2	0	6.67%	30		4	Y			03/2018		




## Club Health Assessment for District 300B 5 through November 2025

			Status	Membership					Reports				Finance	LCIF		
Club Number	Club Name	Charter Date	Times in Status Quo in Past 2 Years	Current Member Count **	YTD Members Added	YTD Members Dropped	YTD Net Growth% ***	Member Count 1 Year Ago	Dropped Members Avg.Length of Service	Months Since Membership Update	Current Officers Reported ****	Current President Repeated Term	VP Reported *****	Last Date Reported Service (mm/yyyy)	Account Balance	YTD Donations
117942	Exc Award (06/30/2016, 06/30/2017, 06/30/2018) TAOYUAN NEW VISION	10/08/2012	Active	25	0	0	0.00%	24		5	Y			12/2021		
121427	Exc Award (06/30/2019, 06/30/2023, 06/30/2025) Taoyuan Nu	02/28/2014	Active	20	3	0	17.65%	19		2	Y			12/2020		
43037	Exc Award (06/30/2018, 06/30/2019, 06/30/2023, 06/30/2024) TAOYUAN PUHSIN	09/21/1983	Active	23	0	0	0.00%	25		5	N			02/2018		
121751	Exc Award (06/30/2017, 06/30/2018, 06/30/2019, 06/30/2023) Taoyuan Real Estate Agent for Public Welfare	04/04/2014	Active	38	0	0	0.00%	49		5	Y			07/2022		
60674	Exc Award (06/30/2018, 06/30/2020, 06/30/2024) TAOYUAN SHENG TE	04/21/1998	Active	14	2	0	16.67%	13		4	Y			09/2021		
122874	Exc Award (06/30/2018, 06/30/2019, 06/30/2023) Taoyuan Shuang Yuan	07/31/2014	Active	30	1	0	3.45%	29		3	Y			10/2023		\$1,000.00
123749	Exc Award (06/30/2016, 06/30/2017, 06/30/2018, 06/30/2020, 06/30/2022, 06/30/2024, 06/30/2025) Taoyuan Tai Shan	12/17/2014	Active	15	0	0	0.00%	17		5	N			03/2018		\$3,000.00
156119	Exc Award (06/30/2016, 06/30/2019, 06/30/2024) Taoyuan Tao Le	10/03/2023	Active	35	3	0	9.38%	46		2	Y					
62516	Exc Award (06/30/2024) TAOYUAN TZU CHIANG	11/23/1999	Active	48	4	0	9.09%	46		0	Y			02/2020		\$1,000.00
126576	Exc Award (06/30/2016, 06/30/2017, 06/30/2019, 06/30/2023, 06/30/2024, 06/30/2025) Taoyuan Way Hair	01/22/2016	Active	47	13	12	2.17%	51	2	0	N			12/2023		\$7,000.00
148266	Exc Award (06/30/2018, 06/30/2022, 06/30/2023, 06/30/2025) Taoyuan Yong De	09/16/2021	Active	27	0	0	0.00%	36		5	N					
133239	Taoyuan Zhen Lian	11/27/2017	Active	31	3	0	10.71%	37		4	Y			10/2023		\$1,000.00
	Exc Award (06/30/2018, 06/30/2023, 06/30/2024)															



## Club Health Assessment for District 300B 5 through November 2025



Club Number	Club Name	Charter Date	Status		Membership					Reports				Finance		LCIF
			Times in Status Quo in Past 2 Years	Current Member Count **	YTD Members Added	YTD Members Dropped	YTD Net Growth% ***	Member Count 1 Year Ago	Dropped Members Avg.Length of Service	Months Since Membership Update	Current Officers Reported ****	Current President Repeated Term	VP Reported *****	Last Date Reported Service (mm/yyyy)	Account Balance	YTD Donations

Clubs Cancelled Previous Fiscal Year – Clubs Cancelled within last 12 months may be reinstated

Club Number	Club Name	Charter Date	Current Status*	Cancellation Date
139738	Taoyuan NTUT	10/02/2019	Cancelled(6*)	06/29/2025
115455	TAOYUAN ZHEN XIANG	10/31/2011	Cancelled(6*)	06/29/2025

Current Total Clubs Count	YTD New Clubs Count	YTD Cancelled Clubs Count	YTD Net Club Gain	Current Total Members Count	YTD Add	YTD Drop	YTD Net Growth	YTD Net Growth %	Member Count 12 Months Ago	Average Member Count Per Club	% of Clubs with less than 20 members	% No Officer Report in 12 Months	% of Clubs with balance 90+ days	Number of Clubs in Status Quo	% Status Quo Clubs in Financial Suspension	Number of Cancelled Clubs	Average Cancelled Club Age	Members Lost Due to Cancellation	% of Clubs Cancelled for Non-Financial Reasons
51	0	0	0	1,642	183	30	153	10.28%	1,664	32	16%	2%	0%	0	0%	0	0	0	0%

\* - P - Priority Club. Cancellation Reasons: 1-Objectives/conduct, 2-Non-active club, 5-Non-existing club, 6-Disbanding, 7-Merger, 8-Financial Suspension, 9-District/Multiple District Dues.

\*\* Red denotes below 15 active members.

\*\*\* Red denotes 20% + loss.

\*\*\*\* Y - all 3 (President, Secretary, Treasurer) club officers reported, N - not all 3 reported.

\*\*\*\*\* Abbreviation: N-New, IP-Immediate Past, R-Repeat.



# Club Health Assessment for District 300B 6 through November 2025

			Status	Membership						Reports				Finance	LCIF	
Club Number	Club Name	Charter Date	Times in Status Quo in Past 2 Years	Current Member Count **	YTD Members Added	YTD Members Dropped	YTD Net Growth% ***	Member Count 1 Year Ago	Dropped Members Avg.Length of Service	Months Since Membership Update	Current Officers Reported ****	Current President Repeated Term	VP Reported *****	Last Date Reported Service (mm/yyyy)	Account Balance	YTD Donations
Clubs less than two years old																
187247	Hsinchu County Chuan Chi	07/21/2025	Active	50	50	0	100.00%	0		0	Y			11/2025		\$8,000.00
190442	Hsinchu County Huyao	10/07/2025	Newly Chartered	31	31	0	100.00%	0		1	Y					
186963	Hsinchu County Longteng	07/14/2025	Active	30	30	0	100.00%	0		3	Y			08/2025		\$6,000.00
179041	HSINCHU COUNTY TECHNOLOGY	11/05/2024	Active	20	9	11	-9.09%	30	1	0	N	None		02/2025		\$1,900.00
175940	Jhunan Li Jing	07/23/2024	Active	42	5	0	13.51%	53		4	Y	2		10/2025		\$9,600.08
185822	Toufen City Baiji	07/17/2025	Active	57	57	0	100.00%	0		4	Y		N			\$10,000.00
Clubs more than two years old																
136310	Baoshan	09/05/2018	Active	27	5	0	22.73%	28		4	Y			08/2025		\$4,000.00
	Exc Award (06/30/2023)															
41051	CHIUNGLIN	03/26/1982	Status Quo(1)	6	0	0	0.00%	6		15	Y	2		01/2018	90+ Days	
23366	CHU NAN	11/03/1968	Active	34	1	1	0.00%	32	4	2	Y			10/2025		\$11,000.00
	Exc Award (06/30/2018, 06/30/2023, 06/30/2025)															
45429	CHU NAN SOUTHWEST	10/28/1985	Active	56	3	3	0.00%	61	3	0	Y			02/2023		\$25,000.00
	Exc Award (06/30/2022)															
56218	CHU NAN UNION	11/07/1994	Active	32	10	0	45.45%	32		1	Y			01/2024		\$17,000.00
	Exc Award (06/30/2016, 06/30/2022, 06/30/2024)															
133548	Chupei City Da Shing	01/03/2018	Active	39	13	0	50.00%	31		4	Y			08/2023		\$4,000.00
	Exc Award (06/30/2023)															
55952	CHUPEI HWA HSING	06/28/1994	Active	59	15	0	34.09%	51		4	Y			08/2025		\$22,000.05
	Exc Award (06/30/2016, 06/30/2017, 06/30/2022, 06/30/2024)															
58397	CHUPEI HWA MEI	06/10/1996	Active	39	7	0	21.88%	35		4	Y			11/2024		\$4,000.00
	Exc Award (06/30/2017, 06/30/2020, 06/30/2021, 06/30/2025)															
40543	CHUPEI L C	11/16/1981	Active	54	2	2	0.00%	55	0	0	Y			03/2022		\$122,000.02
	Exc Award (06/30/2017, 06/30/2022)															
46080	CHUTUNG TA TUNG	04/28/1986	Active	28	6	4	7.69%	32	5	0	Y			12/2022		\$3,999.98
	Exc Award (06/30/2021, 06/30/2023, 06/30/2024)															




## Club Health Assessment for District 300B 6 through November 2025

			Status	Membership						Reports				Finance	LCIF	
Club Number	Club Name	Charter Date	Times in Status Quo in Past 2 Years	Current Member Count **	YTD Members Added	YTD Members Dropped	YTD Net Growth% ***	Member Count 1 Year Ago	Dropped Members Avg.Length of Service	Months Since Membership Update	Current Officers Reported ****	Current President Repeated Term	VP Reported *****	Last Date Reported Service (mm/yyyy)	Account Balance	YTD Donations
53610	CHUTUNG TSYR AN	08/25/1992	Active	13	6	0	85.71%	8		4	Y			01/2018		\$2,400.00
41389	HOULUNG L C	05/17/1982	Active	43	4	0	10.26%	41		3	Y			07/2025		\$2,000.00
	Exc Award (06/30/2016, 06/30/2022, 06/30/2023)															
40377	HSIN FENG L C	09/16/1981	Active	28	1	1	0.00%	30	18	1	Y			07/2025		\$2,899.98
	Exc Award (06/30/2016, 06/30/2021, 06/30/2023)															
52545	HSIN PU HSIN HSIN	02/20/1992	Active	35	0	0	0.00%	37		6	Y			03/2024		\$5,000.00
	Exc Award (06/30/2022, 06/30/2023)															
39913	HSIN PU VILLAGE L C	05/20/1981	Active	35	7	0	25.00%	36		1	Y	2		03/2024		\$7,100.00
	Exc Award (06/30/2016, 06/30/2022, 06/30/2024)															
23372	HSINCHU	03/13/1966	Active	40	11	0	37.93%	34		4	Y			09/2025		\$11,000.02
	Exc Award (06/30/2017, 06/30/2022)															
23373	HSINCHU CENTRAL	10/18/1970	Active	144	8	2	4.35%	139	1	2	Y			11/2025		\$27,999.96
	Exc Award (06/30/2016, 06/30/2019, 06/30/2023, 06/30/2024, 06/30/2025)															
98370	HSINCHU CHENAI	01/26/2007	Active	42	24	0	133.33%	28		4	Y			12/2019		\$5,200.00
	Exc Award (06/30/2023)															
34405	HSINCHU CHENG KUNG	08/08/1977	Active	32	7	1	23.08%	32	3	3	N			01/2023		
	Exc Award (06/30/2017, 06/30/2023, 06/30/2024)															
44572	HSINCHU CHENG TE	01/31/1985	Active	31	2	0	6.90%	32		2	Y			01/2018		\$1,000.00
	Exc Award (06/30/2016, 06/30/2023, 06/30/2025)															
135968	Hsinchu Chihyin Arts	08/22/2018	Active	21	6	0	40.00%	17		1	Y			01/2024		
	Exc Award (06/30/2023)															
55610	HSINCHU CHU KUANG	04/27/1994	Active	19	3	0	18.75%	20		4	Y			01/2018		
38871	HSINCHU CHUNG CHENG L C	08/29/1980	Active	39	5	1	11.43%	39	2	4	Y			12/2022		\$5,299.98
	Exc Award (06/30/2023, 06/30/2025)															
55113	HSINCHU CHUNG HSIAO	12/08/1993	Active	26	0	0	0.00%	28		4	Y			11/2025		\$10,000.00
	Exc Award (06/30/2016, 06/30/2025)															
53858	HSINCHU CHUNG HSING	12/01/1992	Active	53	7	0	15.22%	50		3	Y			01/2025		\$5,500.00
	Exc Award (06/30/2016, 06/30/2023)															
42451	HSINCHU CHUNG SHAN	03/21/1983	Active	15	1	1	0.00%	19	0	3	Y			01/2020		\$1,000.00






## Club Health Assessment for District 300B 6 through November 2025

			Status	Membership					Reports				Finance		LCIF	
Club Number	Club Name	Charter Date	Times in Status Quo in Past 2 Years	Current Member Count **	YTD Members Added	YTD Members Dropped	YTD Net Growth***	Member Count 1 Year Ago	Dropped Members Avg.Length of Service	Months Since Membership Update	Current Officers Reported ****	Current President Repeated Term	VP Reported *****	Last Date Reported Service (mm/yyyy)	Account Balance	YTD Donations
Exc Award (06/30/2023)			Active	32	6	0	23.08%	25		3	Y			10/2025		\$5,100.00
155417	Hsinchu City Glorious	08/14/2023														
Exc Award (06/30/2024, 06/30/2025)																
151901	Hsinchu City Happy	07/22/2022	Status Quo(1)	0	0	41	-100.00%	31	3	0	N	None			90+ Days	
Exc Award (06/30/2023, 06/30/2025)			Active	26	6	0	30.00%	28		4	Y			02/2024		\$4,000.00
135969	Hsinchu City Hsinyun	08/22/2018														
Exc Award (06/30/2021, 06/30/2024)																
139354	Hsinchu City Queen	07/29/2019	Active	54	5	0	10.20%	37		2	Y			10/2025		\$6,000.00
Exc Award (06/30/2021, 06/30/2023, 06/30/2024, 06/30/2025)			Active	28	2	0	7.69%	40		1	Y			02/2023		\$1,000.00
50883	HSINCHU CITY REN TE	08/08/1990														
Exc Award (06/30/2017, 06/30/2025)																
118204	HSINCHU CITY WEBINAR	10/29/2012	Active	42	15	1	50.00%	20	1	0	N	None		10/2025		\$2,300.00
Exc Award (06/30/2022, 06/30/2025)			Active(1)	4	0	2	-33.33%	20	1	0	Y			08/2021		
129133	Hsinchu County Cultural & Educational	11/30/2016														
Exc Award (06/30/2023)																
98371	HSINCHU COUNTY FENGHSIN	01/26/2007	Active	32	1	0	3.23%	30		4	N	None		10/2024		\$3,000.00
Exc Award (06/30/2016, 06/30/2021, 06/30/2022, 06/30/2025)			Active	14	1	0	7.69%	18		1	Y			01/2023		
126614	Hsinchu County Shan Chi	01/27/2016														
Exc Award (06/30/2022)																
128449	Hsinchu County Volunteer Firemen	09/13/2016	Active	0	0	12	-100.00%	15	7	4	N	None		01/2023		
105360	HSINCHU FENG CHENG	05/01/2009	Active	35	1	1	0.00%	44	12	3	Y			02/2025		\$4,599.96
Exc Award (06/30/2017, 06/30/2021, 06/30/2024)			Active	55	10	0	22.22%	35		0	Y			08/2025		
45304	HSINCHU GUAN TUNG	07/23/1985														
Exc Award (06/30/2016, 06/30/2025)																
42855	HSINCHU HENGSHAN	06/13/1983	Active	4	0	0	0.00%	10		1	N			01/2018		
Exc Award (06/30/2023)			Active	44	18	1	62.96%	29	1	2	Y			03/2024		
37711	HSINCHU HSIEN CHU TUNG	11/26/1979														
Exc Award (06/30/2017, 06/30/2020, 06/30/2021, 06/30/2022, 06/30/2025)																
51757	HSINCHU HSIN HSING	06/03/1991	Active	24	2	0	9.09%	25		2	Y			01/2018		\$4,000.00
Exc Award (06/30/2023)																




# Club Health Assessment for District 300B 6 through November 2025

			Status	Membership						Reports				Finance	LCIF	
Club Number	Club Name	Charter Date	Times in Status Quo in Past 2 Years	Current Member Count **	YTD Members Added	YTD Members Dropped	YTD Net Growth% ***	Member Count 1 Year Ago	Dropped Members Avg.Length of Service	Months Since Membership Update	Current Officers Reported ****	Current President Repeated Term	VP Reported *****	Last Date Reported Service (mm/yyyy)	Account Balance	YTD Donations
51520	HSINCHU KUANG HUI	04/04/1991	Active	47	21	1	74.07%	34	5	1	Y			12/2023		\$14,900.00
	Exc Award (06/30/2017, 06/30/2022, 06/30/2023)															
43167	HSINCHU KUANG HWA	11/07/1983	Active	88	4	0	4.76%	82		4	Y			02/2023		\$5,000.00
	Exc Award (06/30/2016, 06/30/2021, 06/30/2023, 06/30/2025)															
104323	HSINCHU KUANG YAO	01/09/2009	Active	53	11	0	26.19%	49		1	Y			02/2018		\$5,000.00
	Exc Award (06/30/2016, 06/30/2021, 06/30/2025)															
66508	HSINCHU MING YAO	07/29/2002	Active	12	3	0	33.33%	9		0	Y			03/2023		\$1,000.00
	Exc Award (06/30/2016, 06/30/2017, 06/30/2021, 06/30/2022, 06/30/2025)															
43790	HSINCHU OMEI	04/02/1984	Active	29	0	0	0.00%	30		5	Y			01/2018		
	Exc Award (06/30/2016, 06/30/2023)															
40325	HSINCHU PEI PU	08/27/1981	Active	45	10	3	18.42%	44	2	1	Y			08/2025		\$2,800.00
	Exc Award (06/30/2022)															
61662	HSINCHU PHOENIX	03/24/1999	Active	30	13	0	76.47%	60		1	Y			10/2025		\$10,000.00
	Exc Award (06/30/2016, 06/30/2019, 06/30/2023, 06/30/2024)															
48084	HSINCHU PO AI	01/25/1988	Active	49	4	0	8.89%	51		3	Y			12/2023		\$3,100.00
	Exc Award (06/30/2017, 06/30/2018, 06/30/2022, 06/30/2024, 06/30/2025)															
136527	Hsinchu Rich and Moral	09/26/2018	Active	8	8	0	100.00%	8		0	N	None				
	Exc Award (06/30/2023)															
49209	HSINCHU TSUR HUEY	02/06/1989	Active	21	0	2	-8.70%	25	24	2	Y			01/2018		
	Exc Award (06/30/2023)															
57294	HSINCHU UNICORN	08/18/1995	Active	31	6	0	24.00%	27		4	Y			02/2023		\$5,000.00
	Exc Award (06/30/2016, 06/30/2022, 06/30/2023)															
147773	Hsinchu Yushan	08/02/2021	Active	67	11	1	17.54%	50	0	3	Y			09/2025		\$10,500.02
	Exc Award (06/30/2023, 06/30/2025)															
57828	HSINPU SUNG YUN	02/12/1996	Active	23	7	0	43.75%	19		4	Y			07/2025		\$9,700.00
	Exc Award (06/30/2016, 06/30/2021, 06/30/2022, 06/30/2023)															
51579	HU KOU HSIANG HSN HWU	04/24/1991	Active	32	2	0	6.67%	41		4	Y			01/2018		\$3,000.00
	Exc Award (06/30/2024, 06/30/2025)															



## Club Health Assessment for District 300B 6 through November 2025

			Status	Membership					Reports				Finance	LCIF		
Club Number	Club Name	Charter Date	Times in Status Quo in Past 2 Years	Current Member Count **	YTD Members Added	YTD Members Dropped	YTD Net Growth% ***	Member Count 1 Year Ago	Dropped Members Avg.Length of Service	Months Since Membership Update	Current Officers Reported ****	Current President Repeated Term	VP Reported *****	Last Date Reported Service (mm/yyyy)	Account Balance	YTD Donations
48308	KUAN HSI HUEY CHYUN	03/24/1988	Active	66	4	0	6.45%	54		3	Y			08/2024		\$15,300.26
	Exc Award (06/03/2016, 06/30/2021, 06/30/2022, 06/30/2025)															
43383	KUNGKUAN	01/10/1984	Active	45	0	0	0.00%	41		4	Y			04/2024		\$16,000.00
	Exc Award (06/30/2017, 06/30/2023, 06/30/2025)															
40545	KWANHSI L C	11/16/1981	Active	75	2	0	2.74%	65		4	Y			07/2025		\$6,999.96
	Exc Award (06/30/2017, 06/30/2025)															
23385	MIAOLI	04/04/1965	Active	21	5	0	31.25%	24		0	Y			04/2018		\$2,000.00
	Exc Award (06/30/2023)															
42578	MIAOLI CENTRAL	04/29/1983	Active	24	4	6	-7.69%	22	1	0	Y			09/2025		
	Exc Award (06/30/2016, 06/30/2022, 06/30/2023, 06/30/2025)															
104568	MIAOLI COUNTY HSIN YA	02/03/2009	Active	34	8	0	30.77%	31		3	Y			09/2025		\$16,000.01
	Exc Award (06/30/2016, 06/30/2023, 06/30/2024)															
67163	MIAOLI COUNTY NAN FENG	01/28/2003	Active	25	3	0	13.64%	28		3	Y			01/2024		\$7,000.00
	Exc Award (06/30/2016, 06/30/2021, 06/30/2022)															
59269	MIAOLI GREAT LAKE	03/20/1997	Active	21	2	3	-4.55%	28	4	3	Y			12/2021		
	Exc Award (06/30/2016, 06/30/2021, 06/30/2022)															
52906	MIAOLI HWA HSIN	04/14/1992	Active	26	4	0	18.18%	28		0	Y			03/2023		\$6,000.09
	Exc Award (06/30/2017, 06/30/2022, 06/30/2023)															
60673	MIAOLI YUFENG	04/21/1998	Active	33	7	0	26.92%	29		3	Y			03/2024		\$7,999.98
	Exc Award (06/30/2017, 06/30/2019, 06/30/2022)															
32831	TOUFEN	10/12/1976	Active	46	9	1	21.05%	45	1	3	Y			01/2018		\$7,000.00
	Exc Award (06/30/2016, 06/30/2023)															
53569	TOUFEN DONG SHENG	08/06/1992	Active	35	3	0	9.38%	32		3	Y			11/2025		\$27,000.00
	Exc Award (06/30/2016, 06/30/2021)															
50591	TOUFEN HSIN YI	05/23/1990	Active	31	4	0	14.81%	28		4	Y			09/2017		\$3,200.00
58802	TOUFEN TOWN HUEI KUANG	10/29/1996	Active	22	1	0	4.76%	26		2	Y			01/2025		\$5,800.00
	Exc Award (06/30/2018, 06/30/2022, 06/30/2025)															
95731	TOUWU	02/17/2006	Active	28	12	3	47.37%	32	4	1	Y			01/2018		\$1,000.00



## Club Health Assessment for District 300B 6 through November 2025

			Status	Membership					Reports				Finance	LCIF		
Club Number	Club Name	Charter Date	Times in Status Quo in Past 2 Years	Current Member Count **	YTD Members Added	YTD Members Dropped	YTD Net Growth% ***	Member Count 1 Year Ago	Dropped Members Avg.Length of Service	Months Since Membership Update	Current Officers Reported ****	Current President Repeated Term	VP Reported *****	Last Date Reported Service (mm/yyyy)	Account Balance	YTD Donations
Exc Award (06/30/2023)																
36500	TUNG HSIAO	01/29/1979	Active	27	0	0	0.00%	27		6	N			08/2023		\$1,000.00
Exc Award (06/30/2016, 06/30/2022, 06/30/2023)																
57887	TUNG HSIAO LILY	02/20/1996	Active	27	5	0	22.73%	28		4	Y			08/2025		\$1,000.00
Exc Award (06/30/2016, 06/30/2023)																
33458	YUAN LI L C	03/14/1977	Active	32	9	0	39.13%	24		3	Y			08/2025		\$6,999.98
Exc Award (06/30/2016, 06/30/2022, 06/30/2023)																
51758	YUAN LI TOWN TSYR YING	06/03/1991	Active	22	6	0	37.50%	20		1	Y			08/2025		\$2,500.00
Exc Award (06/30/2016, 06/30/2023, 06/30/2024)																

Clubs Cancelled Previous Fiscal Year – Clubs Cancelled within last 12 months may be reinstated

Club Number	Club Name	Charter Date	Current Status*	Cancellation Date
52762	TORNG LWO	03/31/1992	Cancelled(6*)	03/29/2025

Current Total Clubs Count	YTD New Clubs Count	YTD Cancelled Clubs Count	YTD Net Club Gain	Current Total Members Count	YTD Add	YTD Drop	YTD Net Growth	YTD Net Growth %	Member Count 12 Months Ago	Average Member Count Per Club	% of Clubs with less than 20 members	% No Officer Report in 12 Months	% of Clubs with balance 90+ days	Number of Clubs in Status Quo	% Status Quo Clubs in Financial Suspension	Number of Cancelled Clubs	Average Cancelled Club Age	Members Lost Due to Cancellation	% of Clubs Cancelled for Non-Financial Reasons
80	4	0	4	2,789	591	105	486	21.10%	2,584	35	14%	5%	3%	2	100%	0	0	0	0%

\* - P - Priority Club. Cancellation Reasons: 1-Objectives/conduct, 2-Non-active club, 5-Non-existing club, 6-Disbanding, 7-Merger, 8-Financial Suspension, 9-District/Multiple District Dues.

\*\* Red denotes below 15 active members.

\*\*\* Red denotes 20% + loss.

\*\*\*\* Y - all 3 (President, Secretary, Treasurer) club officers reported, N - not all 3 reported.

\*\*\*\*\* Abbreviation: N-New, IP-Immediate Past, R-Repeat.



# Club Health Assessment for District 300C 1 through November 2025

			Status	Membership					Reports				Finance	LCIF		
Club Number	Club Name	Charter Date	Times in Status Quo in Past 2 Years	Current Member Count **	YTD Members Added	YTD Members Dropped	YTD Net Growth% ***	Member Count 1 Year Ago	Dropped Members Avg.Length of Service	Months Since Membership Update	Current Officers Reported ****	Current President Repeated Term	VP Reported *****	Last Date Reported Service (mm/yyyy)	Account Balance	YTD Donations
Clubs less than two years old																
178073	Taichung Chung Hsin	09/19/2024	Active	25	8	0	47.06%	30		3	Y		N			
180803	Taichung Fly Badminton	02/14/2025	Active	20	0	0	0.00%	0		3	Y	2				
190548	Taichung Shan Qing	10/20/2025	Newly Chartered	22	26	4	100.00%	0	0	0	Y					
175020	Taichung Yuanlin Baiguoshan	07/23/2024	Active	20	0	0	0.00%	23		5	Y					\$1,000.01
Clubs more than two years old																
23403	TAICHUNG Exc Award (06/30/2016)	05/01/1959	Active	52	10	0	23.81%	46		1	Y			10/2022		\$4,000.04
60267	TAICHUNG A P Exc Award (06/30/2018, 06/30/2019, 06/30/2021, 06/30/2023)	01/05/1998	Active	49	4	0	8.89%	42		2	Y		N	09/2019		\$15,000.09
156017	Taichung Big Family	09/22/2023	Active	25	0	0	0.00%	27		7	N		N			\$2,000.04
68740	TAICHUNG CELEBRITY Exc Award (06/30/2019, 06/30/2021, 06/30/2024)	05/05/2003	Active	71	3	0	4.41%	76		0	Y		N	11/2018		\$5,000.09
23404	TAICHUNG CENTRAL Exc Award (06/30/2023)	06/02/1969	Active	45	13	0	40.63%	33		2	Y		N	09/2022		\$6,978.37
101587	TAICHUNG CHAOYANG LEO	06/04/2008	Active(2)	1	0	0	0.00%	1		16	N					
40268	TAICHUNG CHEN TA DENG Exc Award (06/30/2018, 06/30/2024)	07/27/1981	Active	54	8	0	17.39%	46		3	Y		N	01/2017		\$12,000.24
47887	TAICHUNG CHIN LAN Exc Award (06/30/2017, 06/30/2018, 06/30/2023)	11/25/1987	Active	21	3	0	16.67%	27		3	Y		N	10/2022		\$2,000.04
32751	TAICHUNG CHIN LUNG Exc Award (06/30/2017, 06/30/2018, 06/30/2019)	09/27/1976	Active	31	6	0	24.00%	29		3	Y			11/2018		\$4,978.29
23406	TAICHUNG CHUNG CHENG Exc Award (06/30/2016, 06/30/2018, 06/30/2023)	10/20/1971	Active	35	0	0	0.00%	45		3	Y		N	12/2021		\$2,000.04
98303	TAICHUNG CHUNG MEI Exc Award (06/30/2016, 06/30/2017, 06/30/2021, 06/30/2023)	01/16/2007	Active	28	3	0	12.00%	31		3	Y		N	12/2021		\$1,000.02



## Club Health Assessment for District 300C 1 through November 2025

			Status	Membership					Reports				Finance	LCIF		
Club Number	Club Name	Charter Date	Times in Status Quo in Past 2 Years	Current Member Count **	YTD Members Added	YTD Members Dropped	YTD Net Growth% ***	Member Count 1 Year Ago	Dropped Members Avg.Length of Service	Months Since Membership Update	Current Officers Reported ****	Current President Repeated Term	VP Reported *****	Last Date Reported Service (mm/yyyy)	Account Balance	YTD Donations
155922	Taichung Da Taichung	09/22/2023	Active	47	0	0	0.00%	47		3	Y		N			\$3,000.03
48624	TAICHUNG DER SHIN	05/23/1988	Active	36	9	0	33.33%	39		2	Y		N	08/2022	90+ Days	\$7,000.11
	Exc Award (06/30/2017, 06/30/2018, 06/30/2022)															
54827	TAICHUNG DONG MEI	08/17/1993	Active	65	7	0	12.07%	75		1	Y			09/2022		\$17,956.73
	Exc Award (06/30/2016, 06/30/2018, 06/30/2021, 06/30/2025)															
23407	TAICHUNG DOWNTOWN	03/24/1961	Active	52	5	0	10.64%	62		1	Y			09/2022	90+ Days	\$13,891.46
	Exc Award (06/30/2023)															
96995	TAICHUNG FOUR SEASON	04/24/2006	Active	31	3	0	10.71%	30		1	Y			05/2017		\$4,000.08
	Exc Award (06/30/2016)															
142237	Taichung Fu Hui	07/29/2020	Active	62	6	0	10.71%	56		4	Y		N		90+ Days	\$7,000.13
	Exc Award (06/30/2021, 06/30/2023, 06/30/2025)															
151843	Taichung Fu Jen	08/05/2022	Active	33	5	0	17.86%	35		4	Y	2	N			\$3,000.06
153568	Taichung Fu Ju	02/02/2023	Active	18	2	0	12.50%	27		3	Y					\$1,000.02
151847	Taichung Fu Te	08/04/2022	Active	30	4	0	15.38%	37		1	Y			10/2025		\$1,000.02
	Exc Award (06/30/2023)															
155921	Taichung Fu Wei	09/14/2023	Active	35	0	0	0.00%	45		5	Y		N			\$1,000.02
125556	Taichung Fulun	08/18/2015	Active	144	8	0	5.88%	262		0	Y		N	09/2018		\$20,000.46
	Exc Award (06/30/2016, 06/30/2018, 06/30/2021, 06/30/2023)															
29754	TAICHUNG GREEN STREAM	08/22/1974	Active	54	8	0	17.39%	51		0	Y		N	09/2022		\$5,000.10
	Exc Award (06/30/2016, 06/30/2022)															
53552	TAICHUNG HONG YU	07/28/1992	Active	21	0	0	0.00%	26		5	Y			11/2018		\$3,000.05
	Exc Award (06/30/2018)															
41052	TAICHUNG JEN AI	03/16/1982	Active	65	0	20	-23.53%	106	9	0	Y		N	01/2022		\$5,000.02
	Exc Award (06/30/2016, 06/30/2019)															
152671	Taichung Jen Xin	09/23/2022	Active	39	0	0	0.00%	39		2	Y		N			
	Exc Award (06/30/2024)															
47167	TAICHUNG JEN YU	04/06/1987	Active	11	5	0	83.33%	14		1	N			11/2025		
	Exc Award (06/30/2017)															
33457	TAICHUNG KUANG HUA	03/16/1977	Active	28	0	0	0.00%	30		0	Y		N	05/2017		\$6,000.10




# Club Health Assessment for District 300C 1 through November 2025

			Status	Membership					Reports				Finance	LCIF		
Club Number	Club Name	Charter Date	Times in Status Quo in Past 2 Years	Current Member Count **	YTD Members Added	YTD Members Dropped	YTD Net Growth% ***	Member Count 1 Year Ago	Dropped Members Avg.Length of Service	Months Since Membership Update	Current Officers Reported ****	Current President Repeated Term	VP Reported *****	Last Date Reported Service (mm/yyyy)	Account Balance	YTD Donations
23410	Exc Award (06/30/2017, 06/30/2018, 06/30/2019, 06/30/2022) TAICHUNG MIDTOWN	07/26/1973	Active	49	1	0	2.08%	95		3	Y		N	07/2025		\$5,000.07
155920	Exc Award (06/30/2016, 06/30/2018, 06/30/2024) Taichung Ming Shi	09/19/2023	Active	55	10	0	22.22%	77		2	Y		N			\$4,000.08
55783	Exc Award (06/30/2024) TAICHUNG ORIENT	06/02/1994	Active	19	1	0	5.56%	25		3	Y		N	01/2018		\$3,000.06
47848	TAICHUNG PEACE	11/03/1987	Active	27	0	0	0.00%	26		3	Y		N	12/2021		\$8,978.29
29932	Exc Award (06/30/2018, 06/30/2021, 06/30/2025) TAICHUNG PEI TUN	11/11/1974	Active	79	24	0	43.64%	53		1	Y		N	05/2017		\$37,978.52
57283	Exc Award (06/30/2018, 06/30/2024, 07/30/2017) TAICHUNG PROGRESS	08/09/1995	Active	32	4	0	14.29%	29		4	Y		N	10/2018		\$2,000.04
51632	Exc Award (06/30/2024) TAICHUNG ROYAL	05/06/1991	Active	33	7	0	26.92%	28		2	Y		N	05/2017		\$2,978.29
151844	Taichung Shan Ming	08/05/2022	Active	68	6	2	6.25%	67	4	1	Y		N	01/2023		\$21,000.43
23413	Exc Award (06/30/2023) TAICHUNG SOUTHEAST	03/28/1971	Active	47	2	0	4.44%	53		0	N					\$2,000.03
31284	TAICHUNG SUNLIGHT	10/17/1975	Active	16	2	2	0.00%	21	29	1	Y					
53513	TAICHUNG TIMES	07/17/1992	Active	35	0	0	0.00%	43		4	Y		N	05/2017		\$1,978.29
54828	Exc Award (06/30/2016, 06/30/2018, 06/30/2023) TAICHUNG TUNG HSING	08/17/1993	Active	28	2	0	7.69%	26		1	Y		N	04/2016		\$2,000.00
37486	Exc Award (06/30/2016, 06/30/2018) TAICHUNG TZU CHANG	08/16/1979	Active	57	2	0	3.64%	65		4	Y		N	09/2022		\$3,956.58
45188	Exc Award (06/30/2016, 06/30/2018, 06/30/2023) TAICHUNG TZU CHIH	06/25/1985	Active	65	0	0	0.00%	65		3	Y		N	01/2017		\$12,000.24
128762	Exc Award (06/30/2016, 06/30/2018) Taichung Xin Wang	08/29/2016	Active	45	0	0	0.00%	53		5	Y		N	09/2022		
	Exc Award (06/30/2018, 06/30/2021)															



## Club Health Assessment for District 300C 1 through November 2025

				Status		Membership					Reports				Finance	LCIF
Club Number	Club Name	Charter Date	Times in Status Quo in Past 2 Years	Current Member Count **	YTD Members Added	YTD Members Dropped	YTD Net Growth% ***	Member Count 1 Year Ago	Dropped Members Avg.Length of Service	Months Since Membership Update	Current Officers Reported ****	Current President Repeated Term	VP Reported *****	Last Date Reported Service (mm/yyyy)	Account Balance	YTD Donations

Clubs Cancelled Previous Fiscal Year – Clubs Cancelled within last 12 months may be reinstated

Club Number	Club Name	Charter Date	Current Status*	Cancellation Date
135966	Taichung Excellence	08/01/2018	Cancelled(8*)	12/30/2024

Current Total Clubs Count	YTD New Clubs Count	YTD Cancelled Clubs Count	YTD Net Club Gain	Current Total Members Count	YTD Add	YTD Drop	YTD Net Growth	YTD Net Growth %	Member Count 12 Months Ago	Average Member Count Per Club	% of Clubs with less than 20 members	% No Officer Report in 12 Months	% of Clubs with balance 90+ days	Number of Clubs in Status Quo	% Status Quo Clubs in Financial Suspension	Number of Cancelled Clubs	Average Cancelled Club Age	Members Lost Due to Cancellation	% of Clubs Cancelled for Non-Financial Reasons
47	1	0	1	1,925	207	28	179	10.25%	2,163	41	11%	0%	6%	0	0%	0	0	0	0%

\* - P - Priority Club. Cancellation Reasons: 1-Objectives/conduct, 2-Non-active club, 5-Non-existing club, 6-Disbanding, 7-Merger, 8-Financial Suspension, 9-District/Multiple District Dues.

\*\* Red denotes below 15 active members.

\*\*\* Red denotes 20% + loss.

\*\*\*\* Y - all 3 (President, Secretary, Treasurer) club officers reported, N - not all 3 reported.

\*\*\*\*\* Abbreviation: N-New, IP-Immediate Past, R-Repeat.






## Club Health Assessment for District 300C 2 through November 2025

			Status	Membership					Reports				Finance	LCIF		
Club Number	Club Name	Charter Date	Times in Status Quo in Past 2 Years	Current Member Count **	YTD Members Added	YTD Members Dropped	YTD Net Growth% ***	Member Count 1 Year Ago	Dropped Members Avg.Length of Service	Months Since Membership Update	Current Officers Reported ****	Current President Repeated Term	VP Reported *****	Last Date Reported Service (mm/yyyy)	Account Balance	YTD Donations
Clubs less than two years old																
175131	Taichung City Tung Hai	08/02/2024	Active	29	13	0	81.25%	39		3	Y		N	11/2025		\$1,000.00
187676	Taichung City Yung Ai	08/12/2025	Active	43	43	0	100.00%	0		1	Y					\$18,000.00
179197	Taichung Jin Ku La	11/27/2024	Active	30	0	0	0.00%	60		5	Y		N			\$2,000.00
Clubs more than two years old																
32896	CHING SHUI L C	10/28/1976	Active	54	15	0	38.46%	42		2	Y		N	11/2023		\$4,000.00
	Exc Award (06/30/2017, 06/30/2020, 06/30/2023)															
52841	DA LI CHONG KUANG	04/08/1992	Active	43	2	0	4.88%	51		4	Y		N	12/2023		\$11,000.00
	Exc Award (06/30/2017, 06/30/2018, 06/30/2019, 06/30/2021, 06/30/2023)															
97255	DA LI DA FENG	06/01/2006	Active	32	4	0	14.29%	30		1	Y		N	02/2022		\$1,000.00
	Exc Award (06/30/2019, 06/30/2023)															
33894	DA LI L C	05/06/1977	Active	78	8	2	8.33%	105	5	0	Y		N	04/2023		\$2,000.00
	Exc Award (06/30/2017, 06/30/2018, 06/30/2019)															
54074	DA LI LI SHIN	02/10/1993	Active	34	7	0	25.93%	31		4	Y		N	01/2022		\$2,000.00
	Exc Award (06/30/2016, 06/30/2019, 06/30/2023, 06/30/2025)															
78618	DA LI TSAO HU	03/29/2004	Active	41	5	0	13.89%	42		4	Y		N	01/2023		\$5,000.00
	Exc Award (06/30/2021, 06/30/2024)															
84669	DA LI YU CHENG	01/06/2005	Active	37	0	0	0.00%	42		3	Y	2		08/2022		\$3,000.00
	Exc Award (06/30/2018, 06/30/2022)															
23369	FENG YUAN	08/15/1970	Active	58	9	0	18.37%	51		3	Y		N	04/2022		\$12,000.00
	Exc Award (06/30/2016)															
23370	FENG YUAN CENTRAL	07/31/1973	Active	74	6	2	5.71%	78	30	0	Y			09/2022		\$29,000.00
	Exc Award (06/30/2016, 06/30/2017, 06/30/2018, 06/30/2022)															
132310	Feng Yuan Wei Mei	07/25/2017	Active	50	6	1	11.11%	48	0	0	Y		N	10/2023		\$20,000.00
	Exc Award (06/30/2018, 06/30/2019, 06/30/2023, 06/30/2025)															
78362	FENG YUAN WEN WU	02/25/2004	Active	52	6	0	13.04%	56		3	Y			11/2022		\$8,000.00
	Exc Award (06/30/2016, 06/30/2021)															



## Club Health Assessment for District 300C 2 through November 2025

			Status	Membership					Reports				Finance		LCIF	
Club Number	Club Name	Charter Date	Times in Status Quo in Past 2 Years	Current Member Count **	YTD Members Added	YTD Members Dropped	YTD Net Growth% ***	Member Count 1 Year Ago	Dropped Members Avg.Length of Service	Months Since Membership Update	Current Officers Reported ****	Current President Repeated Term	VP Reported *****	Last Date Reported Service (mm/yyyy)	Account Balance	YTD Donations
35831	LI SHAN LC	06/13/1978	Active	46	8	0	21.05%	42		3	Y		N	04/2022		\$7,000.00
	Exc Award (06/30/2017, 06/30/2023, 06/30/2024)															
130908	Lien Chiang County Ma Tsu	05/16/2017	Active	13	0	0	0.00%	17		5	Y		N	04/2022		\$5,000.00
34991	SHA LU CHUNG CHEN L C	01/04/1978	Active	83	4	0	5.06%	95		3	Y			08/2023		\$30,000.00
	Exc Award (06/30/2017, 06/30/2024, 06/30/2025)															
55456	SHIH FENG	03/24/1994	Active	55	17	0	44.74%	48		2	Y			10/2022		\$15,000.00
	Exc Award (06/30/2016)															
33896	SHUN KANG L C	05/06/1977	Active	97	5	0	5.43%	95		0	Y		N	12/2021		\$34,000.00
	Exc Award (06/30/2016, 06/30/2017)															
53975	SHUNG KANG DONG NAN	01/12/1993	Active	84	3	1	2.44%	95	1	3	N			03/2022		\$14,000.00
	Exc Award (06/30/2016, 06/30/2018, 06/30/2019, 06/30/2022)															
23402	TA CHIA	06/11/1971	Active	69	7	0	11.29%	68		1	Y		N	05/2023		\$7,000.00
	Exc Award (06/30/2017, 06/30/2021, 06/30/2024, 06/30/2025)															
52590	TA CHIA CENTRAL	02/20/1992	Active	33	7	0	26.92%	28		4	Y		N	07/2025		\$3,000.00
	Exc Award (06/30/2018, 06/30/2019, 06/30/2020, 06/30/2022)															
56996	TA CHIA JIH NAN	05/30/1995	Active	34	4	0	13.33%	47		3	Y		N	12/2022		\$3,000.00
	Exc Award (06/30/2017, 06/30/2019, 06/30/2024)															
54384	TA CHIA PHOENIX	04/23/1993	Active	63	1	0	1.61%	63		3	Y		N	03/2023		\$6,000.00
	Exc Award (06/30/2017, 06/30/2020, 06/30/2021, 06/30/2022, 06/30/2023)															
54003	TA YA CHUNG YANG	01/25/1993	Active	64	8	0	14.29%	64		1	Y		N	12/2021		\$20,000.00
	Exc Award (06/30/2016, 06/30/2018, 06/30/2020, 06/30/2021, 06/30/2023)															
33048	TA YA L C	11/22/1976	Active	56	14	2	27.27%	53	31	2	N		N	11/2022		\$8,000.00
	Exc Award (06/30/2017, 06/30/2019, 06/30/2022)															
61280	TAI PING DA TUNG	11/24/1998	Active	57	4	0	7.55%	58		2	Y		N	12/2021		\$6,000.00
	Exc Award (06/30/2019, 06/30/2020, 06/30/2021, 06/30/2023)															
35833	TAI PING LC	06/12/1978	Active	48	9	0	23.08%	44		2	Y		N	04/2022		\$9,000.00
	Exc Award (06/30/2016, 06/30/2017, 06/30/2019, 06/30/2021, 06/30/2023)															



## Club Health Assessment for District 300C 2 through November 2025

			Status	Membership						Reports				Finance	LCIF	
Club Number	Club Name	Charter Date	Times in Status Quo in Past 2 Years	Current Member Count **	YTD Members Added	YTD Members Dropped	YTD Net Growth% ***	Member Count 1 Year Ago	Dropped Members Avg.Length of Service	Months Since Membership Update	Current Officers Reported ****	Current President Repeated Term	VP Reported *****	Last Date Reported Service (mm/yyyy)	Account Balance	YTD Donations
59597	TAI PING SZU WEI	05/20/1997	Active	33	4	0	13.79%	38		4	Y		N	04/2022		\$4,000.00
	Exc Award (06/30/2017, 06/30/2019, 06/30/2020, 06/30/2021, 06/30/2022)															
65020	TAICHUNG CITY ALEN	02/13/2002	Active	64	4	0	6.67%	74		4	Y		N	10/2021		\$7,000.00
	Exc Award (06/30/2016, 06/30/2017, 06/30/2019, 06/30/2020, 06/30/2022, 06/30/2023)															
111948	TAICHUNG CITY CENTURY	08/05/2011	Active	50	15	2	35.14%	43	0	1	Y		N	10/2022		\$20,000.00
	Exc Award (06/30/2016, 06/30/2020, 06/30/2021, 06/30/2023)															
60645	TAICHUNG CITY CHENG RONG	04/13/1998	Active	59	34	13	55.26%	37	6	1	Y		N	08/2022		\$4,000.00
155504	Taichung City Chun Ho	08/31/2023	Active	22	3	1	10.00%	24	2	1	Y		N			\$2,000.00
	Exc Award (06/30/2024)															
129552	Taichung City Feng Yang	12/02/2016	Active	47	6	0	14.63%	41		1	Y		N	12/2021		\$9,000.00
	Exc Award (06/30/2017, 06/30/2020, 06/30/2022)															
132316	Taichung City Hsin Li	08/04/2017	Active	93	10	0	12.05%	102		2	Y		N	04/2022		\$9,000.00
	Exc Award (06/30/2018, 06/30/2019, 06/30/2020, 06/30/2022, 06/30/2025)															
132315	Taichung City Hu Lu Tun	07/31/2017	Active	49	17	0	53.13%	35		1	Y		N	07/2023		\$7,000.00
	Exc Award (06/30/2018, 06/30/2020, 06/30/2023, 06/30/2025)															
58279	TAICHUNG CITY LI YANG	05/14/1996	Active	37	4	0	12.12%	35		1	Y			12/2021		\$3,000.00
	Exc Award (06/30/2016, 06/30/2022, 06/30/2025)															
152188	Taichung City Long Zen	08/22/2022	Active	32	6	0	23.08%	34		4	Y		N			\$3,000.00
	Exc Award (06/30/2023)															
152932	Taichung City Spring Rain	11/30/2022	Active	37	16	0	76.19%	22		0	Y		N	02/2023		\$5,000.00
	Exc Award (06/30/2023)															
132380	Taichung City Ta Chou	08/09/2017	Active	28	6	0	27.27%	30		3	Y		N	12/2021		\$4,000.00
	Exc Award (06/30/2018, 06/30/2023, 06/30/2025)															
110378	TAICHUNG CITY TA JUNG LU	02/17/2011	Active	55	15	0	37.50%	48		1	Y		N	11/2025		\$8,000.00
	Exc Award (06/30/2016, 06/30/2022, 06/30/2025)															
97593	TAICHUNG CITY WORLD	08/03/2006	Active	32	3	0	10.34%	30		4	Y		N	07/2025		\$3,000.00



## Club Health Assessment for District 300C 2 through November 2025

			Status	Membership					Reports				Finance	LCIF		
Club Number	Club Name	Charter Date	Times in Status Quo in Past 2 Years	Current Member Count **	YTD Members Added	YTD Members Dropped	YTD Net Growth% ***	Member Count 1 Year Ago	Dropped Members Avg.Length of Service	Months Since Membership Update	Current Officers Reported ****	Current President Repeated Term	VP Reported *****	Last Date Reported Service (mm/yyyy)	Account Balance	YTD Donations
Exc Award (06/30/2016, 06/30/2017, 06/30/2018, 06/30/2019, 06/30/2023, 06/30/2025)																
133713	Taichung City World Peace	01/25/2018	Active	12	3	0	33.33%	13		4	Y			01/2022		\$2,000.00
Exc Award (06/30/2022, 06/30/2023)																
115241	TAICHUNG CITY YA HSIN	10/28/2011	Active	22	0	0	0.00%	31		5	Y		N	04/2022		
Exc Award (06/30/2024)																
134154	Taichung City Ya Tan Shen	03/23/2018	Active	27	1	0	3.85%	26		0	Y		N	04/2022		\$8,000.00
Exc Award (06/30/2019, 06/30/2021, 06/30/2023, 06/30/2024, 06/30/2025)																
119316	TAICHUNG CITY YI SHENG	05/08/2013	Active	77	26	0	50.98%	62		0	N		N	09/2021		\$3,000.00
Exc Award (06/30/2017, 06/30/2020, 06/30/2021, 06/30/2022, 06/30/2023)																
112086	TAICHUNG CITY YUAN HSIN	09/01/2011	Active	123	60	0	95.24%	71		1	Y		N	11/2022		\$12,000.00
Exc Award (06/30/2016, 06/30/2017, 06/30/2020, 06/30/2021, 06/30/2025)																
103411	TAICHUNG HSIEN AN JIA	08/13/2008	Active	61	3	0	5.17%	61		1	Y		N	07/2022		\$6,000.00
Exc Award (06/30/2019, 06/30/2020, 06/30/2022, 06/30/2023, 06/30/2025)																
56969	TAICHUNG HSIEN CHERNG KONG	05/19/1995	Active	67	19	0	39.58%	53		0	Y		N	05/2023		\$10,000.00
Exc Award (06/30/2016, 06/30/2018, 06/30/2020, 06/30/2023)																
59385	TAICHUNG HSIEN CHIEN MIN	04/21/1997	Active	34	1	1	0.00%	38	1	2	Y		N	05/2023		\$6,000.00
Exc Award (06/30/2016, 06/30/2019, 06/30/2020)																
60706	TAICHUNG HSIEN CHIN LONG	04/28/1998	Active	37	5	0	15.63%	33		4	Y			03/2022		\$7,000.00
Exc Award (06/30/2025)																
54460	TAICHUNG HSIEN CHUNG YING	05/11/1993	Active	58	23	0	65.71%	38		0	Y		N	08/2022		\$3,000.00
Exc Award (06/30/2019, 06/30/2022)																
54217	TAICHUNG HSIEN DA AN	03/10/1993	Active	46	12	0	35.29%	41		1	Y		N	12/2023		\$21,000.00
Exc Award (06/30/2018, 06/30/2023)																
47996	TAICHUNG HSIEN EVER GREEN	12/28/1987	Active	42	13	0	44.83%	35		0	Y			08/2023		\$8,000.00
Exc Award (06/30/2016, 06/30/2017, 06/30/2021)																
78223	TAICHUNG HSIEN FENG LIN	02/13/2004	Active	53	15	0	39.47%	48		1	Y		N	06/2023		\$9,000.00



## Club Health Assessment for District 300C 2 through November 2025

			Status	Membership					Reports				Finance		LCIF	
Club Number	Club Name	Charter Date	Times in Status Quo in Past 2 Years	Current Member Count **	YTD Members Added	YTD Members Dropped	YTD Net Growth% ***	Member Count 1 Year Ago	Dropped Members Avg.Length of Service	Months Since Membership Update	Current Officers Reported ****	Current President Repeated Term	VP Reported *****	Last Date Reported Service (mm/yyyy)	Account Balance	YTD Donations
Exc Award (06/30/2016, 06/30/2017, 06/30/2020, 06/30/2022, 06/30/2025)																
47365	TAICHUNG HSIEN FENG YUAN CH YU	05/26/1987	Active	68	8	0	13.33%	60		0	Y		N	05/2022		\$29,000.00
Exc Award (06/30/2016, 06/30/2017, 06/30/2020, 06/30/2025)																
58150	TAICHUNG HSIEN FIVE FORTUNE	04/19/1996	Active	54	5	0	10.20%	59		1	Y		N	08/2022		\$2,000.00
Exc Award (06/30/2016, 06/30/2017, 06/30/2022)																
46333	TAICHUNG HSIEN GWO SANG	06/09/1986	Active	66	6	0	10.00%	68		1	Y			07/2022		\$6,000.00
Exc Award (06/30/2017, 06/30/2018, 06/30/2019)																
54517	TAICHUNG HSIEN HOU FENG	05/25/1993	Active	39	5	0	14.71%	38		1	Y			03/2022		\$2,000.00
Exc Award (06/30/2017, 06/30/2021, 06/30/2025)																
43168	TAICHUNG HSIEN HOU LI	11/07/1983	Active	63	12	0	23.53%	55		2	Y		N	11/2022		\$10,000.00
Exc Award (06/30/2016, 06/30/2019, 06/30/2023)																
58059	TAICHUNG HSIEN HSIN HSIN	03/28/1996	Active	36	3	0	9.09%	52		1	Y			11/2022		\$4,000.00
Exc Award (06/30/2016, 06/30/2023, 06/30/2024)																
61857	TAICHUNG HSIEN HSIN TZU	04/27/1999	Active	31	2	0	6.90%	29		4	Y			04/2022		\$12,000.00
Exc Award (06/30/2017, 06/30/2018, 06/30/2025)																
77417	TAICHUNG HSIEN HUA MU LAN LIONESS	10/10/2003	Active	31	13	0	72.22%	15		1	Y		N	04/2023		\$4,000.00
78660	TAICHUNG HSIEN JEN SHAN MEI	06/08/2004	Active	106	33	0	45.21%	116		2	Y		N	12/2021		\$10,000.00
Exc Award (06/30/2016, 06/30/2022, 06/30/2023, 06/30/2025)																
55300	TAICHUNG HSIEN KANG DO	02/08/1994	Active	75	7	0	10.29%	83		4	Y		N	06/2023		\$7,000.00
Exc Award (06/30/2016, 06/30/2021, 06/30/2024)																
77841	TAICHUNG HSIEN KUEI LAN	11/17/2003	Active	29	0	0	0.00%	29		5	Y		N	01/2023		\$1,000.00
Exc Award (06/30/2017, 06/30/2019, 06/30/2020, 06/30/2021, 06/30/2023)																
54516	TAICHUNG HSIEN MEI FENG	05/25/1993	Active	53	13	1	29.27%	42	4	0	Y			10/2021		\$21,000.00
Exc Award (06/30/2016, 06/30/2018, 06/30/2020)																



## Club Health Assessment for District 300C 2 through November 2025

			Status	Membership					Reports				Finance	LCIF		
Club Number	Club Name	Charter Date	Times in Status Quo in Past 2 Years	Current Member Count **	YTD Members Added	YTD Members Dropped	YTD Net Growth% ***	Member Count 1 Year Ago	Dropped Members Avg.Length of Service	Months Since Membership Update	Current Officers Reported ****	Current President Repeated Term	VP Reported *****	Last Date Reported Service (mm/yyyy)	Account Balance	YTD Donations
77931	TAICHUNG HSIEN QUEEN	12/10/2003	Active	53	11	0	26.19%	73		0	Y			09/2022		\$20,000.00
	Exc Award (06/30/2016, 06/30/2017, 06/30/2020, 06/30/2022)															
54218	TAICHUNG HSIEN SHUN FENG	03/10/1993	Active	35	5	0	16.67%	37		0	Y			04/2022		\$7,000.00
	Exc Award (06/30/2016, 06/30/2022, 06/30/2025)															
59902	TAICHUNG HSIEN SUNG PO	08/06/1997	Active	37	6	0	19.35%	31		3	Y		N	10/2021		\$2,000.00
	Exc Award (06/30/2023, 06/30/2024)															
58359	TAICHUNG HSIEN TA CHIA YU LAN	05/28/1996	Active	49	5	0	11.36%	45		1	Y		N	04/2022		\$5,000.00
	Exc Award (06/30/2017, 06/30/2022, 06/30/2023)															
48832	TAICHUNG HSIEN TA TU	07/28/1988	Active	60	16	1	33.33%	49	1	4	Y		N	04/2022		\$8,000.00
	Exc Award (06/30/2023)															
59669	TAICHUNG HSIEN TA YA CHUNG YUA	06/09/1997	Active	37	5	0	15.63%	51		3	Y			11/2022		\$10,000.00
	Exc Award (06/30/2017, 06/30/2019, 06/30/2021, 06/30/2022)															
59622	TAICHUNG HSIEN TACHIA RIVER	05/20/1997	Active	54	13	0	31.71%	45		1	Y		N	01/2022		\$6,000.00
	Exc Award (06/30/2019)															
55800	TAICHUNG HSIEN TAN TZU TSAI HU	06/06/1994	Active	55	8	0	17.02%	62		1	Y		N	04/2023		\$14,000.00
58348	TAICHUNG HSIEN TUNG HSIN II	05/28/1996	Active	70	23	0	48.94%	48		1	Y		N	02/2023		\$17,000.00
	Exc Award (06/30/2016, 06/30/2017, 06/30/2019, 06/30/2020)															
49457	TAICHUNG HSIEN WAI PU	04/27/1989	Active	48	2	1	2.13%	53	1	4	Y		N	01/2023		\$2,000.00
	Exc Award (06/30/2016, 06/30/2017, 06/30/2018, 06/30/2019, 06/30/2020, 06/30/2021, 06/30/2023)															
96933	TAICHUNG HSIEN WU CHIH PORT	04/14/2006	Active	42	10	1	27.27%	40	0	3	Y		N	06/2022		\$1,000.00
	Exc Award (06/30/2017, 06/30/2021, 06/30/2022, 06/30/2025)															
37715	TAICHUNG HSIEN WU JIH	11/26/1979	Active	25	0	0	0.00%	30		5	N			04/2022		
	Exc Award (06/30/2017, 06/30/2021)															
48908	TAICHUNG HSIEN WUCHIH	09/21/1988	Active	48	1	0	2.13%	49		4	Y		N	07/2022		\$6,000.00
	Exc Award (06/30/2017, 06/30/2019, 06/30/2021, 06/30/2023, 06/30/2025)															



# Club Health Assessment for District 300C 2 through November 2025

			Status		Membership						Reports				Finance		LCIF	
Club Number	Club Name	Charter Date	Times in Status Quo in Past 2 Years	Current Member Count **	YTD Members Added	YTD Members Dropped	YTD Net Growth***	Member Count 1 Year Ago	Dropped Members Avg.Length of Service	Months Since Membership Update	Current Officers Reported ****	Current President Repeated Term	VP Reported *****	Last Date Reported Service (mm/yyyy)	Account Balance	YTD Donations		
55801	TAICHUNG HSIEN YU FENG	06/06/1994	Active	63	3	0	5.00%	61		1	Y		N	11/2022		\$11,000.00		
	Exc Award (06/30/2016, 06/30/2019, 06/30/2020, 06/30/2025)																	
147541	Taichung Jin Da Fu	07/13/2021	Active	19	0	0	0.00%	26		5	N		N	04/2023				
	Exc Award (06/30/2022)																	
147545	Taichung Lei Kao	07/12/2021	Active	68	12	0	21.43%	68		3	Y		N	09/2022	\$2,000.00			
	Exc Award (06/30/2022, 06/30/2023, 06/30/2024, 06/30/2025)																	
23414	TAICHUNG TAICHUNG PORT	06/06/1970	Active	57	18	1	42.50%	45	7	1	Y			12/2022	\$1,000.00			
	Exc Award (06/30/2016, 06/30/2017, 06/30/2021)																	
38990	TAN TZU GREAT EARTH L C	10/23/1980	Active	156	18	0	13.04%	144		0	Y		N	01/2024	\$31,000.00			
	Exc Award (06/30/2019, 06/30/2023, 06/30/2025)																	
78661	TAN TZU PAI YUN	04/02/2004	Active	88	8	0	10.00%	88		0	Y		N	11/2025	\$15,000.00			
	Exc Award (06/30/2016, 06/30/2017, 06/30/2019, 06/30/2022, 06/30/2023)																	
77416	TAN TZULAN TIEN	07/09/2003	Active	55	4	0	7.84%	53		0	Y			11/2021	\$3,000.00			
	Exc Award (06/03/2016, 06/30/2017, 06/30/2020)																	
39449	TUNG FENG L C	02/19/1981	Active	52	8	1	15.56%	47	3	0	Y		N	08/2022	\$12,000.00			
	Exc Award (06/30/2019, 06/30/2020, 06/30/2021, 06/30/2023)																	
29662	TUNG SHIH	07/15/1974	Active	57	12	0	26.67%	51		1	Y		N	08/2023	\$2,000.00			
	Exc Award (06/30/2016, 06/30/2017, 06/30/2022)																	
29232	WU FENG	04/30/1974	Active	77	9	1	11.59%	75	0	0	Y		N	04/2024	\$4,000.00			
	Exc Award (06/30/2016, 06/30/2017, 06/30/2019, 06/30/2023, 06/30/2024)																	
57080	WU FENG MODERN	06/12/1995	Active	28	2	0	7.69%	31		4	Y			04/2022	\$4,000.00			
	Exc Award (06/30/2019, 06/30/2020, 06/30/2021)																	
Current Total Clubs Count	YTD New Clubs Count	YTD Cancelled Clubs Count	YTD Net Club Gain	Current Total Members Count	YTD Add	YTD Drop	YTD Net Growth	Member Count 12 Months Ago	Average Member Count Per Club	% of Clubs with less than 20 members	% No Officer Report in 12 Months	% of Clubs with balance 90+ days	Number of Clubs in Status Quo	% Status Quo Clubs in Financial Suspension	Number of Cancelled Clubs	Average Cancelled Club Age	Members Lost Due to Cancellation	% of Clubs Cancelled for Non-Financial Reasons
91	1	0	1	4,738	845	32	813	20.71%	4,583	52	3%	0%	0%	0	0%	0	0	0



Club Health Assessment for District 300C 2 through November 2025

			Status	Membership					Reports					Finance	LCIF	
Club Number	Club Name	Charter Date	Times in Status Quo in Past 2 Years	Current Member Count **	YTD Members Added	YTD Members Dropped	YTD Net Growth% ***	Member Count 1 Year Ago	Dropped Members Avg.Length of Service	Months Since Membership Update	Current Officers Reported ****	Current President Repeated Term	VP Reported *****	Last Date Reported Service (mm/yyyy)	Account Balance	YTD Donations

\* - P - Priority Club. Cancellation Reasons: 1-Objectives/conduct, 2-Non-active club, 5-Non-existing club, 6-Disbanding, 7-Merger, 8-Financial Suspension, 9-District/Multiple District Dues.

\*\* Red denotes below 15 active members.

\*\*\* Red denotes 20% + loss.

\*\*\*\* Y - all 3 (President, Secretary, Treasurer) club officers reported, N - not all 3 reported.

\*\*\*\*\* Abbreviation: N-New, IP-Immediate Past, R-Repeat.





## Club Health Assessment for District 300C 3 through November 2025

			Status	Membership					Reports				Finance	LCIF		
Club Number	Club Name	Charter Date	Times in Status Quo in Past 2 Years	Current Member Count **	YTD Members Added	YTD Members Dropped	YTD Net Growth% ***	Member Count 1 Year Ago	Dropped Members Avg.Length of Service	Months Since Membership Update	Current Officers Reported ****	Current President Repeated Term	VP Reported *****	Last Date Reported Service (mm/yyyy)	Account Balance	YTD Donations
Clubs less than two years old																
179603	Taichung Chan Wang	12/26/2024	Active	26	0	0	0.00%	0		11	Y	2				
179626	Taichung Ching Tsai	12/27/2024	Active	24	0	0	0.00%	0		11	Y	2				
179467	Taichung Chinn Long	11/06/2024	Active	28	0	0	0.00%	26		12	N					
179596	Taichung Cho Yueh	12/26/2024	Active	24	0	0	0.00%	0		11	Y	2				
179366	Taichung Chong Liao Jen Ai	12/30/2024	Active	23	0	0	0.00%	0		11	Y		N			
179612	Taichung Chong Liao Jen Mei	12/30/2024	Active	24	0	0	0.00%	0		11	Y	2				
177342	Taichung City Happiness	09/09/2024	Active	29	0	0	0.00%	33		3	N	2				
179503	Taichung Da An	11/13/2024	Active	45	0	0	0.00%	45		12	Y		N			
157886	Taichung Evergrande	03/29/2024	Active	135	15	1	11.57%	105	1	2	N					\$4,004.38
179606	Taichung Feng Huang	12/26/2024	Active	24	0	0	0.00%	0		11	Y	2				
179593	Taichung Feng Tian	12/30/2024	Active	23	0	0	0.00%	0		11	Y	2	N			
179598	Taichung Forever	12/26/2024	Active	27	1	0	3.85%	0		4	Y					
179555	Taichung Forwell	12/27/2024	Active	239	0	0	0.00%	0		10	Y		N			
179610	Taichung Hsiang Yun	12/30/2024	Active	25	0	0	0.00%	0		11	Y	2				
179625	Taichung Hsin Yueh	12/27/2024	Active	24	0	0	0.00%	0		11	Y	2				
179616	Taichung Hua Hsing	12/26/2024	Active	25	0	0	0.00%	0		11	Y	2				
179609	Taichung Hui Huang	12/30/2024	Active	23	0	0	0.00%	0		11	Y	2				
179597	Taichung Kao Feng	12/26/2024	Active	26	0	0	0.00%	0		11	Y	2				
179617	Taichung Lan Hsin	12/27/2024	Active	27	0	0	0.00%	0		11	Y	2				
187237	Taichung Leo	07/25/2025	Active	21	21	0	100.00%	0		4	Y					
179571	Taichung Lo Ho	12/26/2024	Active	23	0	0	0.00%	0		11	Y	2				
179509	Taichung Lu Kang	01/06/2025	Active	26	0	0	0.00%	0		10	N	None				
179604	Taichung Lung Hsiang	12/26/2024	Active	25	0	0	0.00%	0		11	Y	2				
187235	Taichung National	07/14/2025	Active	31	31	0	100.00%	0		4	Y					
179470	Taichung New Jwu Shan	11/06/2024	Active	51	0	0	0.00%	51		5	N	None				
179337	Taichung Pa Kua Shan	11/06/2024	Active	25	0	0	0.00%	25		5	Y					
179570	Taichung Public Garden	12/26/2024	Active	27	0	0	0.00%	0		11	N					



## Club Health Assessment for District 300C 3 through November 2025

			Status	Membership					Reports					Finance	LCIF	
Club Number	Club Name	Charter Date	Times in Status Quo in Past 2 Years	Current Member Count **	YTD Members Added	YTD Members Dropped	YTD Net Growth% ***	Member Count 1 Year Ago	Dropped Members Avg.Length of Service	Months Since Membership Update	Current Officers Reported ****	Current President Repeated Term	VP Reported *****	Last Date Reported Service (mm/yyyy)	Account Balance	YTD Donations
179507	Taichung Shih Hu	12/30/2024	Active	33	2	0	6.45%	0		3	Y				90+ Days	
179500	Taichung Show Shui	11/06/2024	Active	45	0	0	0.00%	45		12	Y		N			
179324	Taichung Tsao Tun	11/06/2024	Active	35	0	0	0.00%	35		1	Y		N			
179318	Taichung TZ Chiang	11/06/2024	Active	26	0	0	0.00%	26		12	Y					
179592	Taichung Wei Ai	12/30/2024	Active	46	0	0	0.00%	0		8	Y	2				
179381	Taichung Wei Mei	12/30/2024	Active	53	0	0	0.00%	0		8	Y		N			
176885	Taichung Wen-Hua	08/22/2024	Active	33	3	0	10.00%	30		1	N	2				
179522	Taichung Yu Lan	12/30/2024	Active	24	0	0	0.00%	0		11	Y	2				
179465	Taichung Yuan Lin Fruitsmountain	11/06/2024	Active	23	0	0	0.00%	23		12	Y					
179322	Taichung Yung Ching	12/26/2024	Active	53	0	1	-1.85%	0	1	11	Y		N			
179591	Taichung Zhen Cheng	12/30/2024	Active	26	0	0	0.00%	0		11	Y	2				
179335	Taitung Pu Li Chung Shin	12/26/2024	Active	24	0	0	0.00%	0		11	Y					
176958	Weixin	08/26/2024	Active	61	1	0	1.67%	60		1	Y					
Clubs more than two years old																
23405	TAICHUNG CHENG CHUNG Exc Award (06/30/2018, 06/30/2021)	07/23/1971	Active	23	6	0	35.29%	23		3	N			12/2017		
103756	TAICHUNG CHIA MEI Exc Award (06/30/2016, 06/30/2018, 06/30/2019)	10/08/2008	Active	4	0	0	0.00%	12		0	N	None		01/2023		\$1,000.00
56021	TAICHUNG CHIEH MEI Exc Award (06/30/2023)	08/01/1994	Active	110	1	21	-15.38%	145	5	1	N			05/2023		
56005	TAICHUNG CHIN SHAN Exc Award (06/30/2016, 06/30/2024)	07/25/1994	Active	23	3	0	15.00%	35		2	N			12/2015		\$1,000.00
47364	TAICHUNG CHUN LUNG Exc Award (06/30/2016)	05/26/1987	Active	53	2	0	3.92%	54		0	N			12/2021		\$3,000.00
60801	TAICHUNG CHUN YIN Exc Award (06/30/2016, 06/30/2017, 06/30/2018, 06/30/2023)	05/19/1998	Active	67	2	0	3.08%	65		3	N			03/2017		
31203	TAICHUNG CHUNG SHAN Exc Award (06/30/2016)	09/16/1975	Active	20	0	0	0.00%	35		3	N					\$1,000.00



## Club Health Assessment for District 300C 3 through November 2025

			Status	Membership					Reports				Finance	LCIF		
Club Number	Club Name	Charter Date	Times in Status Quo in Past 2 Years	Current Member Count **	YTD Members Added	YTD Members Dropped	YTD Net Growth% ***	Member Count 1 Year Ago	Dropped Members Avg.Length of Service	Months Since Membership Update	Current Officers Reported ****	Current President Repeated Term	VP Reported *****	Last Date Reported Service (mm/yyyy)	Account Balance	YTD Donations
84022	TAICHUNG CITY CHUNG YI	08/11/2004	Active	35	6	0	20.69%	30		3	N			09/2022		\$1,000.00
	Exc Award (06/30/2018)															
31153	TAICHUNG CITY SOUTHWEST	08/25/1975	Active	24	2	0	9.09%	24		0	N			12/2017		
132690	Taichung Cultural & Education	09/27/2017	Active	19	3	0	18.75%	24		4	N					\$2,000.00
155923	Taichung Da Fang	09/22/2023	Active	37	0	0	0.00%	49		5	N					\$1,000.00
120125	Taichung E Sun	08/13/2013	Active	93	7	2	5.68%	96	6	3	N			03/2019		\$4,000.00
	Exc Award (06/30/2017, 06/30/2018, 06/30/2022)															
23408	TAICHUNG EAST	08/31/1973	Active	38	11	0	40.74%	30		2	N					\$1,000.00
156018	Taichung Happy	09/22/2023	Active	52	3	0	6.12%	56		2	N					\$1,000.00
54867	TAICHUNG HSIANG HO	09/13/1993	Active	26	1	0	4.00%	27		3	N			12/2015		
48735	TAICHUNG JEN MEI	06/20/1988	Active	31	7	0	29.17%	36		3	Y			10/2022		\$1,000.00
	Exc Award (06/30/2021)															
55723	TAICHUNG KUANG FU	05/18/1994	Active	89	11	0	14.10%	76		1	N			01/2019		\$4,000.00
	Exc Award (06/30/2017, 06/30/2019, 06/30/2023)															
40378	TAICHUNG KUO KUANG	09/24/1981	Active	63	9	0	16.67%	54		2	N			01/2016		\$1,000.00
	Exc Award (06/30/2017, 06/30/2018)															
132825	Taichung Li Tai	10/10/2017	Active	20	0	1	-4.76%	25	3	2	N			08/2022		\$1,000.00
62382	TAICHUNG LI ZEN	09/27/1999	Active	25	0	1	-3.85%	20	1	4	N	None		12/2017		
	Exc Award (06/30/2018)															
60141	TAICHUNG LONG FAR	12/08/1997	Active	26	0	0	0.00%	29		2	N			09/2022		\$2,000.00
40379	TAICHUNG MEI HUA	09/24/1981	Active	27	0	0	0.00%	27		3	N			09/2018		\$1,000.00
46870	TAICHUNG METROPOLITAN	01/31/1987	Active	48	5	0	11.63%	56		2	N			11/2022		\$2,000.00
	Exc Award (06/30/2018)															
51519	TAICHUNG MING CHUAN	04/01/1991	Active	24	0	0	0.00%	23		3	N			10/2022		\$3,000.00
	Exc Award (06/30/2017, 06/30/2018)															
61140	TAICHUNG MING TAI	09/22/1998	Active	27	0	0	0.00%	31		3	N			05/2017		\$1,000.00
	Exc Award (06/30/2016, 06/30/2017, 06/30/2018, 06/30/2019, 06/30/2023)															
23409	TAICHUNG NORTH	05/11/1973	Active	41	5	3	5.13%	40	5	2	N					\$2,000.00
23411	TAICHUNG NORTHWEST	01/14/1970	Active	43	1	6	-10.42%	22	12	1	N			09/2022		\$1,000.00



## Club Health Assessment for District 300C 3 through November 2025

			Status	Membership					Reports				Finance	LCIF		
Club Number	Club Name	Charter Date	Times in Status Quo in Past 2 Years	Current Member Count **	YTD Members Added	YTD Members Dropped	YTD Net Growth% ***	Member Count 1 Year Ago	Dropped Members Avg.Length of Service	Months Since Membership Update	Current Officers Reported ****	Current President Repeated Term	VP Reported *****	Last Date Reported Service (mm/yyyy)	Account Balance	YTD Donations
Exc Award (06/30/2016, 06/30/2018)																
136171	Taichung Riway Union	09/06/2018	Active	28	10	0	55.56%	18		3	N			09/2022		
23412	TAICHUNG SOUTH	03/20/1972	Active	28	0	0	0.00%	30		3	N			05/2017		\$1,000.00
Exc Award (06/30/2018, 06/30/2019, 06/30/2023)																
83155	TAICHUNG TUNG HSIN	07/31/2004	Active	45	0	0	0.00%	67		3	N			09/2022		
Exc Award (06/30/2018, 06/30/2022)																
42858	TAICHUNG TUNG SHAN	06/29/1983	Active	66	4	0	6.45%	66		1	N			05/2022		\$2,000.00
97567	TAICHUNG VOLUNTEER	07/27/2006	Active	27	2	2	0.00%	27	6	3	N			12/2015		
43385	TAICHUNG YAMATO	01/04/1984	Active	107	0	0	0.00%	125		3	N			12/2021		
Exc Award (06/30/2016, 06/30/2018, 06/30/2021)																

Clubs Cancelled Previous Fiscal Year – Clubs Cancelled within last 12 months may be reinstated

Club Number	Club Name	Charter Date	Current Status*	Cancellation Date
58223	TAICHUNG EVER GREEN	05/01/1996	Cancelled(6*)	03/29/2025

Current Total Clubs Count	YTD New Clubs Count	YTD Cancelled Clubs Count	YTD Net Club Gain	Current Total Members Count	YTD Add	YTD Drop	YTD Net Growth	YTD Net Growth %	Member Count 12 Months Ago	Average Member Count Per Club	% of Clubs with less than 20 members	% No Officer Report in 12 Months	% of Clubs with balance 90+ days	Number of Clubs in Status Quo	% Status Quo Clubs in Financial Suspension	Number of Cancelled Clubs	Average Cancelled Club Age	Members Lost Due to Cancellation	% of Clubs Cancelled for Non-Financial Reasons
73	2	0	2	2,921	175	38	137	4.92%	1,981	40	3%	4%	1%	0	0%	0	0	0	0%

\* - P - Priority Club. Cancellation Reasons: 1-Objectives/conduct, 2-Non-active club, 5-Non-existing club, 6-Disbanding, 7-Merger, 8-Financial Suspension, 9-District/Multiple District Dues.

\*\* Red denotes below 15 active members.

\*\*\* Red denotes 20% + loss.

\*\*\*\* Y - all 3 (President, Secretary, Treasurer) club officers reported, N - not all 3 reported.

\*\*\*\*\* Abbreviation: N-New, IP-Immediate Past, R-Repeat.



# Club Health Assessment for District 300D 1 through November 2025

			Status		Membership					Reports					Finance		LCIF
Club Number	Club Name	Charter Date	Times in Status Quo in Past 2 Years	Current Member Count **	YTD Members Added	YTD Members Dropped	YTD Net Growth% ***	Member Count 1 Year Ago	Dropped Members Avg.Length of Service	Months Since Membership Update	Current Officers Reported ****	Current President Repeated Term	VP Reported *****	Last Date Reported Service (mm/yyyy)	Account Balance	YTD Donations	
Clubs less than two years old																	
181126	Changhua Longxing	03/06/2025	Active	30	0	0	0.00%	0		1	Y	2	R	08/2025	90+ Days	\$1,000.00	
186735	Changhua Central Golf	07/09/2025	Active	20	20	0	100.00%	0		4	Y		N				
171605	Changhua County Fa La Li	06/06/2024	Active	32	3	0	10.34%	32		2	Y		N	06/2025			
179457	Changhua County Fuxing	12/05/2024	Active	43	0	0	0.00%	0		10	Y	2	R				
181599	Changhua County Lanxin	03/31/2025	Active	30	0	0	0.00%	0		1	Y	2	R	10/2025			
Clubs more than two years old																	
23360	CHANG HUA Exc Award (06/30/2016)	06/17/1967	Active	28	2	0	7.69%	29		2	Y	2	N	05/2025		\$1,000.00	
89627	CHANG HUA BUO AI Exc Award (06/30/2017)	11/11/2005	Active	8	0	0	0.00%	8		1	Y		N	09/2024			
99427	CHANG HUA CHING CHENG Exc Award (06/30/2017, 06/30/2018, 06/30/2019, 06/30/2020, 06/30/2022, 06/30/2025)	05/21/2007	Active	57	2	4	-3.39%	47	3	2	Y		N	06/2025			
150257	Changhua - Paoa Exc Award (06/30/2023)	06/02/2022	Active	20	0	0	0.00%	20		25	N	None		06/2025			
50353	CHANGHUA AI SHIN Exc Award (06/30/2018, 06/30/2020, 06/30/2023, 06/30/2025)	03/22/1990	Active	39	4	0	11.43%	35		2	Y			11/2025			
23361	CHANGHUA CENTRAL Exc Award (06/30/2018, 06/30/2019, 06/30/2020, 06/30/2024)	01/14/1974	Active	30	3	3	0.00%	32	1	1	Y			11/2025		\$3,000.00	
104290	CHANGHUA CHANG SHIH TA Exc Award (06/30/2017, 06/30/2023, 06/30/2024)	01/06/2009	Active	51	12	1	27.50%	42	9	2	Y		N	07/2025		\$5,000.00	
148900	Changhua Changtong	11/16/2021	Active	13	0	0	0.00%	13		1	Y		N	06/2025		\$2,000.00	
50038	CHANGHUA CHERNG KONG Exc Award (06/30/2016, 06/30/2017, 06/30/2018, 06/30/2020, 06/30/2022)	12/18/1989	Active	67	5	0	8.06%	65		1	Y			11/2025		\$9,000.00	
152563	Changhua Chungyi Exc Award (06/30/2023, 06/30/2024)	09/23/2022	Active	54	1	1	0.00%	59	1	1	Y		N	06/2025		\$5,000.00	
141542	Changhua County Ai Shu Chia	04/30/2020	Active	44	5	1	10.00%	42	3	2	Y		N	06/2025			



## Club Health Assessment for District 300D 1 through November 2025

			Status	Membership						Reports				Finance	LCIF	
Club Number	Club Name	Charter Date	Times in Status Quo in Past 2 Years	Current Member Count **	YTD Members Added	YTD Members Dropped	YTD Net Growth% ***	Member Count 1 Year Ago	Dropped Members Avg.Length of Service	Months Since Membership Update	Current Officers Reported ****	Current President Repeated Term	VP Reported *****	Last Date Reported Service (mm/yyyy)	Account Balance	YTD Donations
Exc Award (06/30/2023)																
139293	Changhua County Guan Ying	08/02/2019	Active	78	13	1	18.18%	67	11	0	Y		N	06/2025		\$15,000.00
Exc Award (06/30/2020, 06/30/2023)																
133318	Changhua County Shih Yun	12/07/2017	Active	3	0	0	0.00%	15		5	N	None		06/2025		
148687	Changhua Dashin	10/26/2021	Active	21	4	6	-8.70%	27	2	0	Y			06/2025		\$2,000.00
103449	CHANGHUA DA-YEH	08/18/2008	Active	38	16	0	72.73%	30		1	Y		N	09/2025		\$5,000.00
53880	CHANGHUA HSIEN CHANG BING	12/08/1992	Active	50	1	0	2.04%	61		2	Y			06/2025		\$1,000.00
Exc Award (06/30/2017, 06/30/2018, 06/30/2020)																
45187	CHANGHUA HSIEN CHANG KUNG	06/25/1985	Active	61	2	0	3.39%	60		2	Y			10/2025		\$103,008.53
Exc Award (06/30/2016, 06/30/2017, 06/30/2018, 06/30/2020, 06/30/2024, 06/30/2025)																
49267	CHANGHUA HSIEN CHANG SHANG	03/02/1989	Active	48	0	0	0.00%	45		1	Y			06/2025		\$13,000.00
47885	CHANGHUA HSIEN CHANGHUA CH MEI	11/18/1987	Active	19	0	0	0.00%	20		1	Y		N	06/2025		
Exc Award (06/30/2016, 06/30/2019, 06/30/2025)																
104291	CHANGHUA HSIEN CHIEN KUO	01/06/2009	Active	36	2	0	5.88%	35		2	Y		N	06/2025		\$3,000.00
Exc Award (06/30/2016, 06/30/2022, 06/30/2023)																
54216	CHANGHUA HSIEN HUA TAN	03/10/1993	Active	32	0	4	-11.11%	33	21	2	Y			06/2025		\$1,000.00
Exc Award (06/30/2018, 06/30/2025)																
103925	CHANGHUA HSIEN HUNG HO	11/05/2008	Active	50	1	0	2.04%	52		1	Y			11/2025		\$1,000.00
Exc Award (06/30/2018, 06/30/2022, 06/30/2025)																
45430	CHANGHUA HSIEN LU KANG	10/25/1985	Active	23	6	1	27.78%	19	6	0	Y			06/2025		
47624	CHANGHUA HSIEN PA KUA SHAN	06/28/1987	Active	1	0	0	0.00%	1		4	N	None		08/2024		
Exc Award (06/30/2018, 06/30/2020)																
105797	CHANGHUA HSIEN SHEN GUN	06/12/2009	Active	42	7	0	20.00%	31		0	Y			06/2025		\$2,000.00
Exc Award (06/30/2016, 06/30/2019, 06/30/2020, 06/30/2023, 06/30/2025)																
106022	CHANGHUA HSIEN YINGHUA	06/26/2009	Active	55	10	0	22.22%	45		1	N		N	06/2025		\$2,000.00



# Club Health Assessment for District 300D 1 through November 2025

			Status	Membership					Reports					Finance		LCIF
Club Number	Club Name	Charter Date	Times in Status Quo in Past 2 Years	Current Member Count **	YTD Members Added	YTD Members Dropped	YTD Net Growth% ***	Member Count 1 Year Ago	Dropped Members Avg.Length of Service	Months Since Membership Update	Current Officers Reported ****	Current President Repeated Term	VP Reported *****	Last Date Reported Service (mm/yyyy)	Account Balance	YTD Donations
Exc Award (06/30/2018, 06/30/2019, 06/30/2020, 06/30/2023, 06/30/2025)																
148483	Changhua Jin Yeh	10/27/2021	Active	33	0	0	0.00%	34		2	Y			06/2025		
Exc Award (06/30/2023)																
139315	Changhua Lukang Tin Hou	08/02/2019	Active	56	7	0	14.29%	51		2	N			06/2025		\$2,000.00
Exc Award (06/30/2020, 06/30/2022, 06/30/2025)																
31376	CHANGHUA NORTHWEST	11/21/1975	Active	12	0	0	0.00%	15		2	Y			06/2025		
Exc Award (06/30/2018)																
149396	Changhua Treasure	12/27/2021	Active	36	6	0	20.00%	32		1	N		N	10/2025		\$2,000.00
Exc Award (06/30/2024, 06/30/2025)																
148724	Changhua Yongshin	10/27/2021	Active	9	1	1	0.00%	11	2	2	N	None		06/2025		\$1,000.00
150259	Changhua Young Young	06/02/2022	Active	20	0	0	0.00%	20		25	N	None		06/2025		
Exc Award (06/30/2023)																
127710	Changhua Youth	06/09/2016	Active	21	0	0	0.00%	21		2	Y			06/2025		\$2,000.00
Exc Award (06/30/2019, 06/30/2020)																
68685	CHANGHUA YU DA	04/21/2003	Active	18	1	1	0.00%	17	18	2	Y		N	06/2025		\$2,000.00
Exc Award (06/30/2016, 06/30/2017, 06/30/2024)																
141480	Changhua Yu Shan	04/30/2020	Active	20	6	0	42.86%	15		2	Y			06/2025		\$1,000.00
149437	Changhua Yuanhsianmei	12/29/2021	Active	21	0	0	0.00%	19		1	Y			09/2024	90+ Days	
Exc Award (06/30/2023)																
151133	Changhua Yung Sun	06/28/2022	Active	21	0	0	0.00%	21		5	N	2		06/2025		
Exc Award (06/30/2023)																
150254	Changrong	06/02/2022	Active	20	0	0	0.00%	20		25	N	None		06/2025		
Exc Award (06/30/2023)																
38707	HO MEI L C	06/17/1980	Active	48	0	3	-5.88%	54	29	0	Y			06/2025		\$2,000.00
Exc Award (06/30/2018, 06/30/2023)																
57081	LU KANG LU CHING	06/12/1995	Active	53	4	2	3.92%	50	11	2	Y			06/2025		\$4,000.00
Exc Award (06/30/2018, 06/30/2020, 06/30/2025)																
40267	TA CHANG LC	07/27/1981	Active	38	2	0	5.56%	38		2	Y			06/2025		\$5,000.00
Exc Award (06/30/2018, 06/30/2020, 06/30/2024)																
63129	TA CHUNG HSING	05/02/2000	Active	67	1	0	1.52%	69		0	Y			10/2025		\$3,000.00



Club Health Assessment for District 300D 1 through November 2025

						Status		Membership					Reports				Finance		LCIF
						Times in Status Quo in Past 2 Years	Current Member Count **	YTD Members Added	YTD Members Dropped	YTD Net Growth***	Member Count 1 Year Ago	Dropped Members Avg.Length of Service	Months Since Membership Update	Current Officers Reported ****	Current President Repeated Term	VP Reported *****	Last Date Reported Service (mm/yyyy)	Account Balance	YTD Donations
Club Number	Club Name	Charter Date																	
Exc Award (06/30/2016, 06/30/2017)																			
155918	Wusheng	09/28/2023	Active	29	6	0	26.09%	25		2	Y			11/2025					
Exc Award (06/30/2025)																			
Current Total Clubs Count	YTD New Clubs Count	YTD Cancelled Clubs Count	YTD Net Club Gain	Current Total Members Count	YTD Add	YTD Drop	YTD Net Growth	Member Count 12 Months Ago	Average Member Count Per Club	% of Clubs with less than 20 members	% No Officer Report in 12 Months	% of Clubs with balance 90+ days	Number of Clubs in Status Quo	% Status Quo Clubs in Financial Suspension	Number of Cancelled Clubs	Average Cancelled Club Age	Members Lost Due to Cancellation	% of Clubs Cancelled for Non-Financial Reasons	
48	1	0	1	1,645	153	29	124	8.15%	1,477	34	17%	10%	4%	0	0%	0	0	0	0%

\* - P - Priority Club. Cancellation Reasons: 1-Objectives/conduct, 2-Non-active club, 5-Non-existing club, 6-Disbanding, 7-Merger, 8-Financial Suspension, 9-District/Multiple District Dues.

\*\* Red denotes below 15 active members.

\*\*\* Red denotes 20% + loss.

\*\*\*\* Y - all 3 (President, Secretary, Treasurer) club officers reported, N - not all 3 reported.

\*\*\*\*\* Abbreviation: N-New, IP-Immediate Past, R-Repeat.





## Club Health Assessment for District 300D 2 through November 2025

			Status	Membership					Reports					Finance	LCIF	
Club Number	Club Name	Charter Date	Times in Status Quo in Past 2 Years	Current Member Count **	YTD Members Added	YTD Members Dropped	YTD Net Growth% ***	Member Count 1 Year Ago	Dropped Members Avg.Length of Service	Months Since Membership Update	Current Officers Reported ****	Current President Repeated Term	VP Reported *****	Last Date Reported Service (mm/yyyy)	Account Balance	YTD Donations
Clubs less than two years old																
178649	Changhua County Tian Jhong	09/19/2024	Active	27	5	0	22.73%	22		4	Y					\$1,000.01
	Exc Award (06/30/2025)															
175078	Changhua Hsien Pu Hsin	08/15/2024	Active	35	3	8	-12.50%	31	1	2	Y			10/2025		\$1,000.00
	Exc Award (06/30/2025)															
175077	Changhua Hsien Public Garden	09/03/2024	Active(1)	29	18	9	45.00%	15	1	2	Y					
157192	Nantou County Shan Cheng	01/30/2024	Active	36	4	0	12.50%	37		2	Y			10/2025		\$5,000.00
175076	Nantou County Yu Shan	08/21/2024	Active	36	2	1	2.86%	29	1	1	Y			10/2025		
	Exc Award (06/30/2025)															
Clubs more than two years old																
153287	Changhua County Fenghe Dadi	01/16/2023	Active(1)	32	6	0	23.08%	24		3	Y			10/2025		\$1,000.00
	Exc Award (06/30/2023, 06/30/2025)															
153267	Changhua County Jing Ying	01/16/2023	Active	22	5	1	22.22%	19	4	1	Y			10/2025		\$5,000.00
153275	Changhua County Ru Yuh	01/10/2023	Active	33	6	2	13.79%	34	2	2	Y			10/2025		\$3,000.00
	Exc Award (06/30/2023, 06/30/2025)															
128339	Changhua County Yong Sheng	07/25/2016	Active	33	5	1	13.79%	39	2	2	Y			09/2025		\$2,000.00
	Exc Award (06/30/2020, 06/30/2022, 06/30/2024, 06/30/2025)															
149641	Changhua Dongluoxi	01/19/2022	Active	39	10	0	34.48%	41		0	Y			10/2025		
	Exc Award (06/30/2025)															
54730	CHANGHUA HSIEN CHIN HU	07/07/1993	Active	81	8	0	10.96%	78		2	Y			10/2025		\$2,000.00
	Exc Award (06/30/2020, 06/30/2022, 06/30/2024)															
54515	CHANGHUA HSIEN DA TSUEN	05/25/1993	Active	84	15	0	21.74%	72		1	Y			10/2025		\$1,000.01
	Exc Award (06/30/2017, 06/30/2018, 06/30/2020, 06/30/2022, 06/30/2024, 06/30/2025)															
54354	CHANGHUA HSIEN ERH LIN	04/15/1993	Active	139	11	2	6.92%	129	1	2	Y			10/2025		
	Exc Award (06/30/2016, 06/30/2017, 06/30/2018, 06/30/2020, 06/30/2024, 06/30/2025)															
56690	CHANGHUA HSIEN PU YEN	03/24/1995	Active	67	7	0	11.67%	67		1	Y			10/2025		\$6,000.00
	Exc Award (06/30/2025)															



## Club Health Assessment for District 300D 2 through November 2025

			Status	Membership						Reports				Finance	LCIF	
Club Number	Club Name	Charter Date	Times in Status Quo in Past 2 Years	Current Member Count **	YTD Members Added	YTD Members Dropped	YTD Net Growth% ***	Member Count 1 Year Ago	Dropped Members Avg.Length of Service	Months Since Membership Update	Current Officers Reported ****	Current President Repeated Term	VP Reported *****	Last Date Reported Service (mm/yyyy)	Account Balance	YTD Donations
57057	CHANGHUA HSIEN RU LIN	06/12/1995	Active	35	3	0	9.38%	53		3	Y			10/2025		
	Exc Award (06/30/2016, 06/30/2020, 06/30/2022, 06/30/2024)															
44090	CHANGHUA HSIEN SHIH HU	06/30/1984	Status Quo(1)	6	0	10	-62.50%	23	15	3	N	2		01/2025	90+ Days	
58360	CHANGHUA HSIEN TSU EN	05/28/1996	Active	71	5	0	7.58%	69		0	Y			10/2025		\$5,000.00
	Exc Award (06/30/2020, 06/30/2022, 06/30/2025)															
141550	Changhua Jie Lin	05/29/2020	Active	107	57	0	114.00%	50		3	Y			10/2025		\$1,000.00
141517	Changhua Pu Qing	04/29/2020	Active	10	0	1	-9.09%	11	0	0	Y			09/2022		
38089	CHANGHUA SEVEN STAR	02/04/1980	Active	37	3	0	8.82%	40		3	Y			11/2025		\$3,000.00
	Exc Award (06/30/2016, 06/30/2017, 06/30/2018, 06/30/2022, 06/30/2024)															
141482	Changhua Sheng Xin	04/28/2020	Active	49	6	0	13.95%	43		1	Y			10/2025		\$3,000.00
	Exc Award (06/30/2022, 06/30/2025)															
148885	Changhua Wuji	11/04/2021	Active	32	3	0	10.34%	29		1	Y			10/2025		
	Exc Award (06/30/2024)															
64363	CHING SHUI YEN	06/04/2001	Active	18	1	4	-14.29%	33	1	0	Y			10/2025		
109612	ERH LIN SHIH FANG	11/03/2010	Active	28	0	0	0.00%	34		5	N			10/2025		\$1,000.00
	Exc Award (06/30/2016, 06/30/2017, 06/30/2024)															
37714	JWU SHAN L C	11/07/1979	Active	23	0	0	0.00%	18		3	Y			09/2025		\$2,000.00
	Exc Award (06/30/2018, 06/30/2020, 06/30/2025)															
110181	NA LU WAN	01/26/2011	Active	47	9	0	23.68%	38		1	Y			10/2025		
	Exc Award (06/30/2022, 06/30/2024, 06/30/2025)															
23393	NAN TOU	06/14/1972	Active	22	6	0	37.50%	11		2	Y			09/2025		
	Exc Award (06/30/2016, 06/30/2017)															
54145	NAN TOU HSIEN CHI CHI	02/24/1993	Active	15	9	0	150.00%	15		0	Y	2		03/2020		
	Exc Award (06/30/2016, 06/30/2020, 06/30/2024)															
47886	NAN TOU HSIEN CHIEN SHAN	11/18/1987	Active	34	7	0	25.93%	27		2	Y			09/2025		\$1,000.00
	Exc Award (06/30/2019, 06/30/2025)															
99193	NAN TOU HSIEN LU KU	04/23/2007	Active	28	0	0	0.00%	25		3	Y			09/2025		
	Exc Award (06/30/2020, 06/30/2024)															



## Club Health Assessment for District 300D 2 through November 2025

INTERNATIONAL

			Status	Membership						Reports				Finance		LCIF
Club Number	Club Name	Charter Date	Times in Status Quo in Past 2 Years	Current Member Count **	YTD Members Added	YTD Members Dropped	YTD Net Growth% ***	Member Count 1 Year Ago	Dropped Members Avg.Length of Service	Months Since Membership Update	Current Officers Reported ****	Current President Repeated Term	VP Reported *****	Last Date Reported Service (mm/yyyy)	Account Balance	YTD Donations
53916	NAN TOU HSIEN SHOEI SHIOW Exc Award (06/30/2018, 06/30/2024, 06/30/2025)	12/21/1992	Active	41	2	4	-4.65%	40	4	3	Y		N	11/2025		\$1,000.00
115355	NAN TOU TSAO HSIEH TUN Exc Award (06/30/2017, 06/30/2020, 06/30/2022)	10/28/2011	Active	61	8	1	12.96%	61	22	1	Y			10/2025		\$8,000.01
152878	Nantou County Bai Ye Xing	10/27/2022	Active	10	0	0	0.00%	10		16	Y	2				
121264	Nantou County Pine Ridge Exc Award (06/30/2023)	01/28/2014	Active	38	5	1	11.76%	36	8	2	Y			10/2025		
153303	Nantou County Yong Peng Exc Award (06/30/2023)	01/16/2023	Active	11	0	0	0.00%	11		5	Y			09/2025		
149267	Nantou Shuyu Exc Award (06/30/2024, 06/30/2025)	12/15/2021	Active	31	1	0	3.33%	30		2	Y			10/2025		
32023	PULI L C Exc Award (06/30/2016, 06/30/2017, 06/30/2018, 06/30/2019, 06/30/2024)	04/06/1976	Active	49	8	0	19.51%	42		3	Y			10/2025		
152884	Qiancheng	10/31/2022	Active(1)	10	0	0	0.00%	10		19	Y	2				
49456	SHUI LI NAN TOU HSIEN Exc Award (06/30/2018, 06/30/2022, 06/30/2023)	04/27/1989	Active	25	0	0	0.00%	26		5	Y	2		04/2022		
87775	WU SHE Exc Award (06/30/2016, 06/30/2017)	04/12/2005	Active	20	0	0	0.00%	21		3	Y			10/2025		
117522	YUAN CHING Exc Award (06/30/2016, 06/30/2017, 06/30/2019)	09/12/2012	Active	54	0	0	0.00%	52		3	Y			10/2025		
23467	YUAN LIN Exc Award (06/30/2016, 06/30/2018, 06/30/2020, 06/30/2022, 06/30/2025)	10/13/1968	Active	151	15	6	6.34%	152	12	0	Y			10/2025		\$1,000.00
54518	YUAN LIN CHINN LONG Exc Award (06/30/2017, 06/30/2018, 06/30/2020)	05/25/1993	Active	29	1	0	3.57%	32		3	Y			10/2025		\$1,000.00



## Club Health Assessment for District 300D 2 through November 2025

INTERNATIONAL

Club Number	Club Name	Charter Date	Status		Membership						Reports				Finance	LCIF			
			Times in Status Quo in Past 2 Years	Current Member Count **	YTD Members Added	YTD Members Dropped	YTD Net Growth***	Member Count 1 Year Ago	Dropped Members Avg.Length of Service	Months Since Membership Update	Current Officers Reported ****	Current President Repeated Term	VP Reported *****	Last Date Reported Service (mm/yyyy)	Account Balance	YTD Donations			
Current Total Clubs Count	YTD New Clubs Count	YTD Cancelled Clubs Count	YTD Net Club Gain	Current Total Members Count	YTD Add	YTD Drop	YTD Net Growth	Member Count 12 Months Ago	Average Member Count Per Club	% of Clubs with less than 20 members	% No Officer Report in 12 Months	% of Clubs with balance 90+ days	Number of Clubs in Status Quo	% Status Quo Clubs in Financial Suspension	Number of Cancelled Clubs	Average Cancelled Club Age	Members Lost Due to Cancellation	% of Clubs Cancelled for Non-Financial Reasons	
43	0	0	0	1,785	254	51	203	12.83%	1,679	42	16%	0%	2%	1	100%	0	0	0	0%

\* - P - Priority Club. Cancellation Reasons: 1-Objectives/conduct, 2-Non-active club, 5-Non-existing club, 6-Disbanding, 7-Merger, 8-Financial Suspension, 9-District/Multiple District Dues.

\*\* Red denotes below 15 active members.

\*\*\* Red denotes 20% + loss.

\*\*\*\* Y - all 3 (President, Secretary, Treasurer) club officers reported, N - not all 3 reported.

\*\*\*\*\* Abbreviation: N-New, IP-Immediate Past, R-Repeat.